

SF-M21/120

600-615W

210*105mm cells 60


Monocrystalline

PERC half-cell module

Max Power out:615W

Max Efficiency:21.73%

Power tolerance:0~+5W



SMBB Technology

Better light trapping and current collection to improve module power output and reliability



PID Resistance

Excellent Anti-PID performance guarantee via optimized mass-production process and materials control.



Durability Against Extreme Environmental Conditions

High salt mist and ammonia resistance.



Reduced Hot Spot Loss

Optimized electrical design and lower operating current for reduced hot spot loss and better temperature coefficient.



Enhanced Mechanical Load

Certified to withstand:wind load (2400 Pascal) and snow load (5400 Pascal).

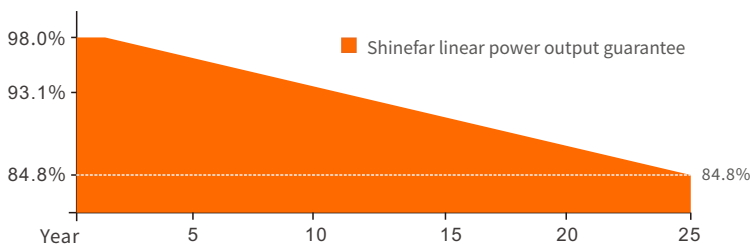


High energy generation, low LCOE

Low Pmax temp coefficient (-0.36%) increases energy production

Superior Warranty

- 15-year material&technology warranty
- 25-year linear power output warranty

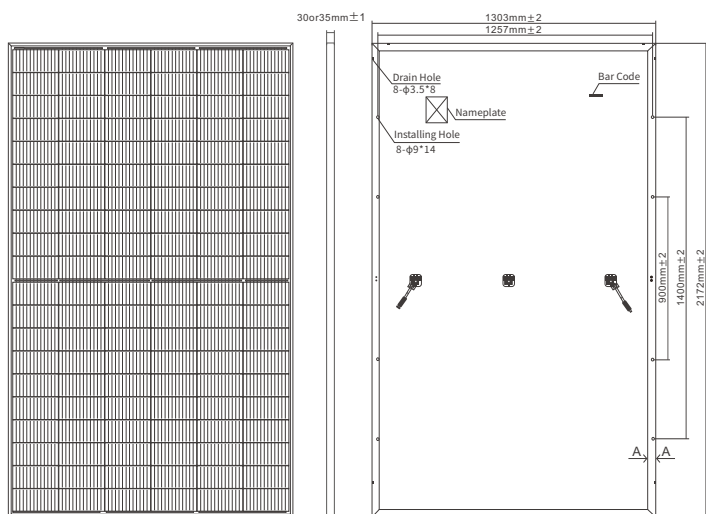


Comprehensive Products and System Certificates

- IEC 61215, IEC 61730, IEC 61701, IEC 62716
- ISO 9001:2015 Quality management systems
- ISO 14001:2015 Environmental management systems
- ISO 45001:2018 Occupational health and safety management systems



Engineering Drawings



Front

Side

Back

Structural parameter

Dimensions of Module	2172x1303x30 or 2172x1303x35mm
Weight	31kg
packing	37/31/pallet,666/558/40hq
Glass	High transparency solar glass 3.2mm
Backsheet	White
Frame	Silver, anodized aluminium alloy
J-Box	IP68 Rated
Cable	4.0mm ² , 300mm
Bypass Diodes	3pcs
Wind/ Snow Load	2400Pa/5400Pa
Connector	MC4 Compatible

Electrical Specification

(STC: Irradiance 1000W/m², cell temperature 25°C, AM1.5G — NOCT: Irradiance 800W/m², Ambient temperature 20°C, Wind speed 1m/s)

Module Type	SF-M21/120600		SF-M21/120605		SF-M21/120610		SF-M21/120615	
	STC	NOCT	STC	NOCT	STC	NOCT	STC	NOCT
Maximum Power (Pmax) [W]	600	454	605	458	610	462	615	465
Maximum Power Voltage (Vmp) [V]	34.40	32.12	34.60	32.30	34.80	32.49	35.00	32.68
Maximum Power Current (Imp) [A]	17.44	14.14	17.49	14.18	17.53	14.21	17.57	14.25
Open Circuit Voltage (Voc) [V]	41.50	39.08	41.70	39.26	41.90	39.45	42.10	39.64
Short Circuit Current (Isc) [A]	18.54	14.90	18.58	14.94	18.62	14.97	18.67	15.00
Module Efficiency[%]	21.20		21.38		21.55		21.73	
Cell Type[mm]	Mono 210x105,120cells							
Operational Temperature[°C]	-40~+85°C							
Maximum System Voltage	1500V DC							
Max Series Fuse Rating	30A							

Temperature Ratings

Nominal Operating Cell Temperature	45±2°C
Temperature Coefficient of Isc	+0.06%/°C
Temperature Coefficient of Voc	-0.30%/°C
Temperature Coefficient of Pmax	-0.39%/°C

Curve diagram

