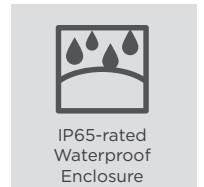
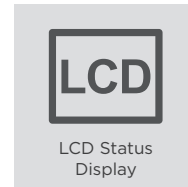
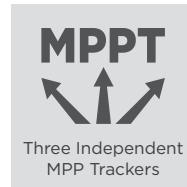

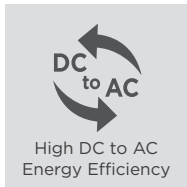



CPSPV40000ETLA-WB/CPSPV50000ETL-WB  
CPSPV55000ETL-WB/CPSPV66000ETL-WB



### THREE-PHASE INVERTER TO GENERATE YOUR GREEN POWER

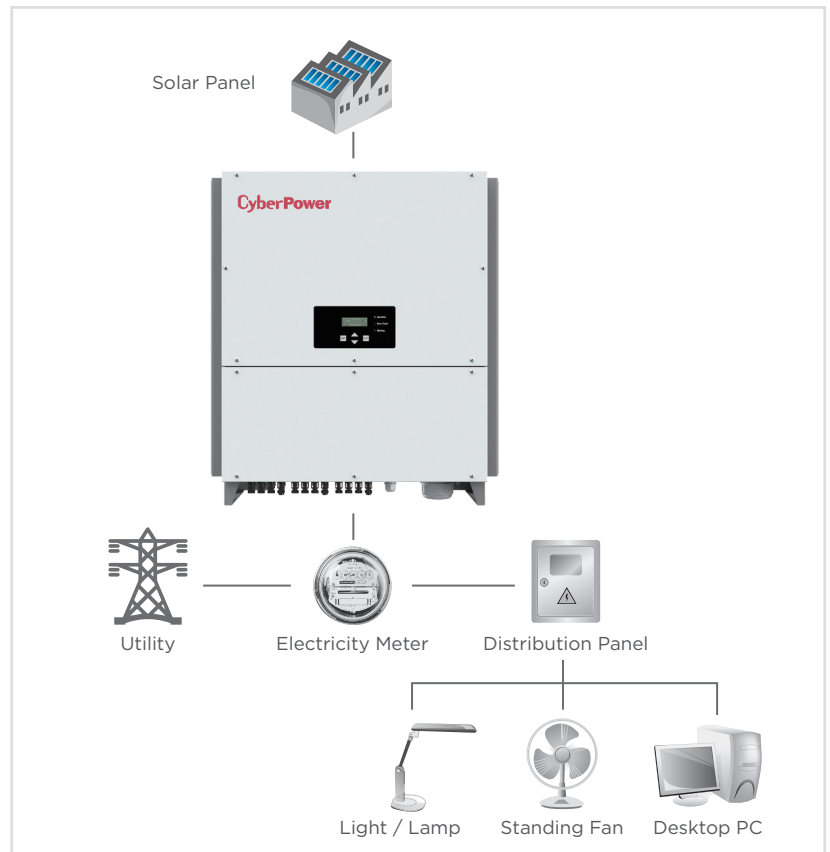


### Intelligent 3-phase grid-tied inverter to provide solar energy and make profits by selling power

Ideal for industrial applications, the Grid-tied Inverter (3-Phase) Series generates renewable electricity from solar energy. The products work with solar panel to harvest maximum solar energy, which can be sold to public grid, or used for electronic equipment. The inverters can achieve 99.5% high tracking efficiency by adopting Maximum Power Point Tracking (MPPT) technology. Suitable for outdoor use, the IP65-rated waterproof enclosure provides protection against water and dust.

#### SERIES FEATURES

- Work with Solar Panels
- High DC to AC Energy Efficiency
- Maximum Power Point Tracking (MPPT) Technology
- Three Independent MPP Trackers
- Full Film Capacitor Design for Longer Lifetime
- LCL Topology for Higher Output Power Quality
- Compatible with Data Logger
- Capable of Monitoring the Working Status of each PV String
- Wide PV Input Voltage Range (250V - 1000V)
- Adjustable Reactive Power (0.9 Lead - 0.9 Lag)
- LED/LCD Indication for Operating Status
- IP65-rated Enclosure for Outdoor Application





**TECHNICAL SPECIFICATIONS**

Model Name	CPSPV40000ETLA-WB	CPSPV50000ETL-WB	CPSPV55000ETL-WB	CPSPV66000ETL-WB
<b>General</b>				
Phase	Three Phase			
Topology	Transformerless			
<b>PV Input</b>				
Nominal Input Power (Watts)	42500	53000	58300	70000
Maximum Input Voltage (Vdc)	1000			
Maximum PV Power (Watts)	52000	65000	71500	85800
Input Operation Voltage Range (Vdc)	250 - 1000			
Maximum MPPT Current (A)	33/33/33	37/37/37		38.5/38.5/38.5
Maximum DC Short Circuit Current (A)	55/55/55			
MPP Voltage Range (Vdc)	430 - 820	480 - 820	520 - 820	595 - 840
Efficiency MPPT (%)	99.5%			
Number of MPPT	3			
Number of Strings per MPPT	4/4/4			
<b>Grid-Tied Output</b>				
Grid-connected Circuit	3/N/PE			
Nominal Output Voltage	380 / 400			277 / 480
Output Voltage Range (Vac)	320 - 460			422 - 528
Output Frequency Range (Hz)	50 ± 5, 60 ± 5			
Nominal Output Power (kW/kVA)	40 / 40	50 / 50	55 / 55	66 / 66
Maximum Output Current (A)	67	78	83.9	
Maximum Output Power (kW/kVA)	40 / 44.4	50 / 52.5	55 / 57.9	66 / 69.5
Power Factor	0.9 Leading -0.9 Lagging			
Harmonic Distortion	THD<3%			
<b>Performance</b>				
Maximum Efficiency (%)	98.5%		98.6%	98.7%
Night Time Consumption (Watts)	< 2			
<b>Management &amp; Communications</b>				
LCD Panel	Yes			
LED Indicators	Yes			
Communication Port	RS485			
<b>Physical</b>				
Degree of Protection	IP65			
<b>Physical Size</b>				
Dimensions (WxHxD) (mm.)	744 x 825 x 276			
Weight (kg.)	65.7			
<b>Environmental</b>				
Operating Temperature (°C)	-25 - 60			
Operating Relative Humidity (Non-condensing) (%)	0 - 100			
Operating Elevation (feet/meters)	0-9,843 feet (0-3,000 meters)			
Storage Temperature (°C)	-25 - 70			
Cooling Method	Fan			
<b>Certifications</b>				
Certifications	CE, IEC 62109-1/2, UTE C 15-712-1, VDE0126-1-1 A1, EN 61000-6-2, EN 61000-6-4, EN 61000-3-11, EN 61000-3-12, CNS 15382, CNS 15426-1, CNS 15426-2, CNS 14674-2, CNS 14674-4			
RoHS	Yes			

\*Certifications may vary according to different regions. Visit [www.cyberpower.com](http://www.cyberpower.com) for more information.  
 #All specifications are subject to change without notice.

<b>Wiring Box</b>				
DC Connector	Amphenol H4			
String Fuse (Vdc/A)	1000/16 (default)	1000/16 (default), 1000/20 (optional)		
DC Switch (Vdc/A)	1000/50			
DC Switch Standard	IEC 60947-2			
<b>Wiring Box - Lightning Arrester</b>				
Protection Class	Type II			
Maximum Peak Current (8/20µs) (kA)	20			
DC+ to Earth Withstand Voltage (Vdc)	1340			
DC- to Earth Withstand Voltage (Vdc)	1340			
DC+ to DC- Withstand Voltage (Vdc)	1340			
<b>Wiring Box - Cable</b>				
Withstand Voltage (Vdc)	1000			
Cable Standard	UL1032			

