

RUNERGY

Preliminary Version

TIER 1 HY-DH132H10

700-720W

23.2%

Max. Efficiency

HJT

Bifacial & Dual Glass

132 Pieces

Half-Cell



High Conversion Efficiency

Module efficiency up to 23.2% based on advanced cell technology



Excellent Energy Yield

More power output in field operation due to better thermal behaviors, weak-light performance and bifaciality



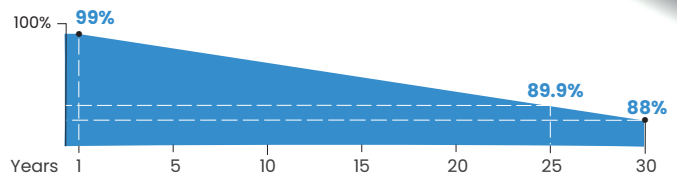
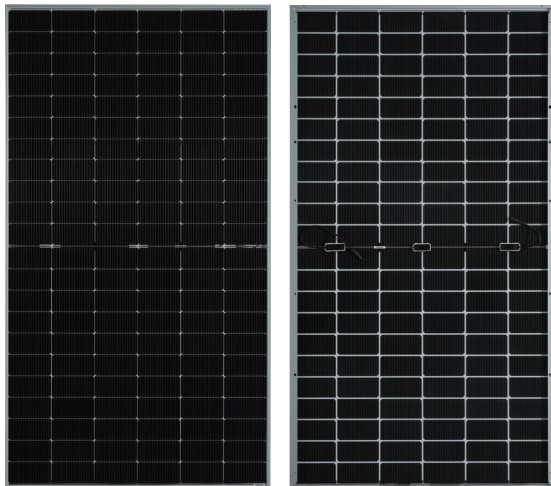
Outstanding Anti-degradation

Unsusceptible to LID, LeTID and less annual degradation due to special characteristics of HJT



Quality Guarantee

High module quality ensures long-term reliability



Runergy HJT Dual Glass Product Performance Warranty

- **12 Years** warranty for materials and workmanship
- **30 Years** warranty for extra linear power output
- 1st year < **1%**, annual degradation < **0.38%**

IEC61215 / IEC61730 / UL61730 / IEC61701 / IEC62716 / IEC60068 / ISO9001 / ISO14001 / ISO45001



www.runergy.com
sales-inform@runergy.com

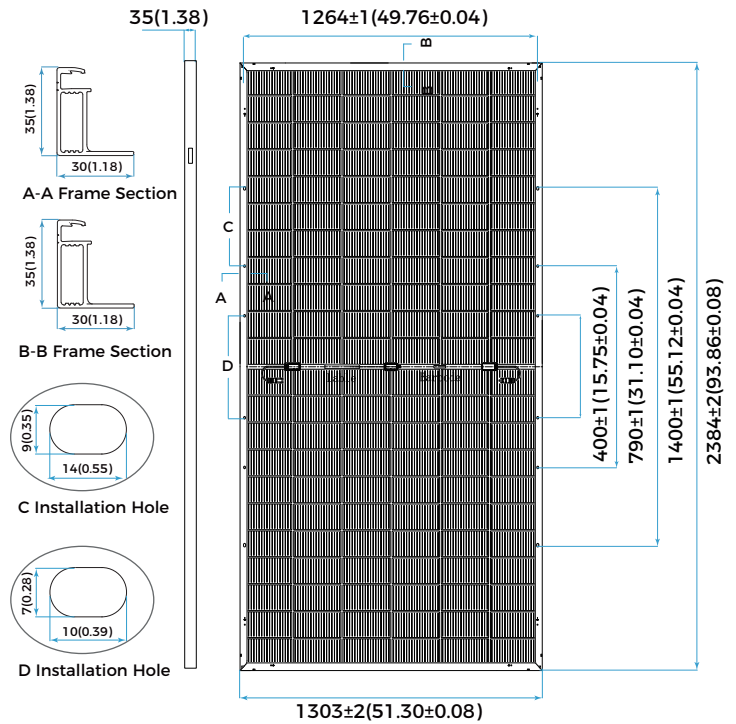
Unit: mm(inch)

Mechanical Parameters

Solar Cell	Mono HJT 210mm
No. of Cells	132 (6 × 22)
Dimensions	2384 × 1303 × 35mm(93.86 × 51.30 × 1.38in.)
Weight	38.7kg(85.32lbs)
Junction Box	IP68 rated (3 bypass diodes)
Output Cable	4mm ² (IEC), 12 AWG(UL) +400/-200mm (+15.75/-7.87in.) or customized
Connector	RY01 or similar
Front Cover	2.0mm (0.079in.)semi-tempered AR glass
Back Cover	2.0mm (0.079in.)semi-tempered glass
Container	31 pcs/Pallet, 558 pcs/40' HQ

Operating Parameters

Max. System Voltage	DC 1500V (IEC/UL)
Operating Temperature	-40 °C ~ +85 °C(-40°F ~ +185°F)
Max. Fuse Rating	35A
Frontside Max. Loading	5400Pa(112lb/ft ²)
Backside Max. Loading	2400Pa(50lb/ft ²)
Bifaciality	85%±10%
Fire Resistance	IEC Class A



Electrical Characteristics - STC

Irradiance 1000 W/m², cell temperature 25 °C, AM1.5, Test uncertainty for Pmax: ±3%

	720	715	710	705	700
Maximum Power at STC (Pmax/W)	720	715	710	705	700
Power Tolerance (W)			0 ~ +5		
Optimum Operating Voltage (Vmp/V)	42.68	42.54	42.39	42.25	42.10
Optimum Operating Current (Imp/A)	16.87	16.81	16.75	16.69	16.63
Open Circuit Voltage (Voc/V)	50.74	50.59	50.44	50.29	50.13
Short Circuit Current (Isc/A)	17.67	17.61	17.55	17.49	17.43
Module Efficiency	23.2%	23.0%	22.9%	22.7%	22.5%

Electrical Characteristics - NMOT

Irradiance 800 W/m², ambient temperature 20 °C, AM1.5, wind speed 1 m/s.

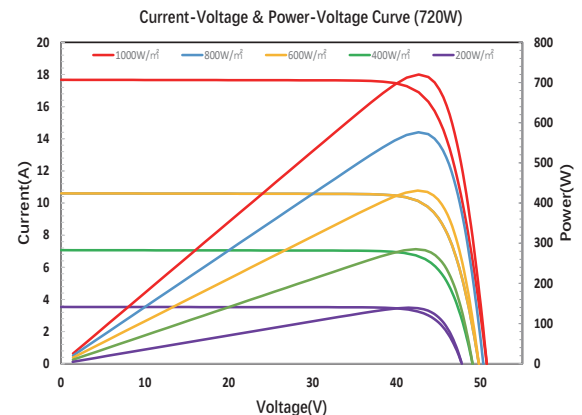
	554.4	550.6	546.7	543.0	539.1
Maximum Power at NMOT (Pmax/W)	554.4	550.6	546.7	543.0	539.1
Optimum Operating Voltage (Vmp/V)	40.94	40.80	40.66	40.53	40.38
Optimum Operating Current (Imp/A)	13.54	13.49	13.45	13.40	13.35
Open Circuit Voltage (Voc/V)	48.67	48.53	48.38	48.24	48.08
Short Circuit Current (Isc/A)	14.23	14.18	14.14	14.09	14.04

Rearside Power Gain (Reference to 720W Front)

	5%	15%	25%
Rearside Power Gain	5%	15%	25%
Maximum Power (Pmax/W)	756	828	900
Optimum Operating Voltage (Vmp/V)	42.68	42.78	42.78
Optimum Operating Current (Imp/A)	17.71	19.36	21.04
Open Circuit Voltage (Voc/V)	50.74	50.84	50.84
Short Circuit Current (Isc/A)	18.55	20.28	22.04
Module Efficiency	24.3%	26.7%	29.0%

Temperature Characteristics

Nominal Module Operating Temperature	42 ± 2 °C
Nominal Cell Operating Temperature	45 ± 2 °C
Temperature Coefficient of Pmax	-0.26%/°C
Temperature Coefficient of Voc	-0.24%/°C
Temperature Coefficient of Isc	0.04%/°C



©Copyright 2023 RUNERGY
HY-DH132H10-Global-Ver3.0