


TIGER Neo

66HL4M-BDV

625-650 Watt

BIFACIAL MODULE WITH DUAL GLASS

N-type



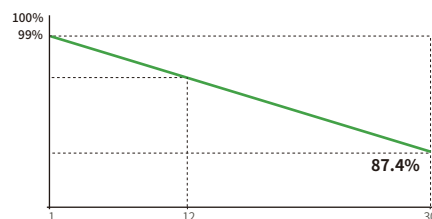
N-type Technology

N-type modules with Tunnel Oxide Passivating Contacts (TOPCon) technology offer lower LID/LeTID degradation and better low light performance.



HOT 3.0 Technology

N-type modules with JinkoSolar's HOT 3.0 technology offer better reliability and efficiency.



12 Year Product Warranty | **30** Year Linear Power Warranty | **1%** First-year Degradation | **0.40%** Annual Degradation Over 30 Years



Dual-Sided Power Generation

Dual-sided power generation gain increases with backside exposure to light, significantly reducing LCOE.



Mechanical Load Enhanced

Certified to withstand:
5400 Pa front side max static test load
2400 Pa rear side max static test load



SMBB Technology

Better light trapping and current collection to improve module power output and reliability.



Anti-PID Guarantee

Minimizes the chance of degradation caused by PID phenomena through optimization of cell production technology and material control.



JKM625-650N-66HL4M-BDV-Z1-EN

66HL4M-BDV 625-650 Watt

Mechanical Characteristics

Cell Type	N- type Mono-crystalline
No. of cells	132 (66×2)
Dimensions	2382×1134×30 mm
Weight	32.4 kg
Front Glass	2.0 mm, Anti-reflection Coating
Back Glass	2.0 mm, Heat Strengthened Glass
Frame	Anodized Aluminium Alloy
Junction Box	IP68 Rated
Protection Class	Class II
IEC Fire Type	Class C
Connector Type	JK03M / JK03M2 / Others*
Output Cables (Including Connector)	4.0 mm ² (+): 400 mm , (-): 200 mm or Customized Length

* MC4 and MC4-EVO2 available upon request and subject to availability

Packaging Configuration

Pallet Dimensions	2396×1110×1251 mm
Packing Detail (Two pallets = One stack)	36 pcs/pallets, 72 pcs/stack, 720 pcs/ 40'HQ Container

Specifications (STC)

Maximum Power - Pmax [Wp]	625	630	635	640	645	650
Maximum Power Voltage - Vmp [V]	40.88	41.02	41.16	41.30	41.44	41.58
Maximum Power Current - Imp [A]	15.29	15.36	15.43	15.50	15.57	15.64
Open-circuit Voltage - Voc [V]	49.28	49.48	49.68	49.88	50.08	50.28
Short-circuit Current - Isc [A]	16.14	16.20	16.26	16.32	16.38	16.44
Module Efficiency STC [%]	23.14	23.32	23.51	23.69	23.88	24.06
Power Tolerance	0 ~ + 3 %					
Temperature Coefficients of Pmax	-0.29 %/°C					
Temperature Coefficients of Voc	-0.25 %/°C					
Temperature Coefficients of Isc	0.045 %/°C					

STC: Irradiance 1000W/m², Cell Temperature 25°C, AM=1.5

Specifications (BNPI)

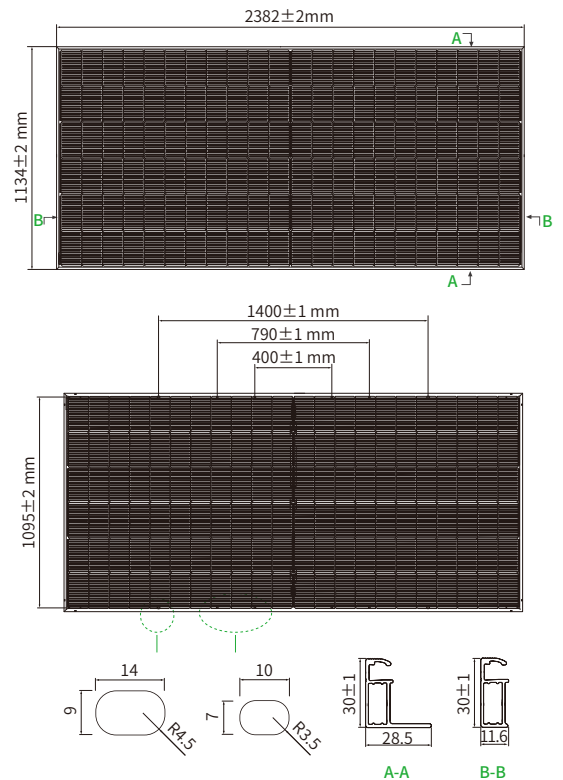
Maximum Power - Pmax [Wp]	690	696	701	707	712	718
Maximum Power Voltage - Vmp [V]	40.88	41.04	41.17	41.33	41.46	41.61
Maximum Power Current - Imp [A]	16.88	16.95	17.03	17.10	17.17	17.24
Open-circuit Voltage - Voc [V]	49.26	49.46	49.66	49.86	50.06	50.26
Short-circuit Current - Isc [A]	17.83	17.90	17.96	18.03	18.09	18.16

BNPI: Irradiance: front 1000W/m², rear 135W/m², Cell Temperature 25°C, AM=1.5

Application Conditions

Operating Temperature	-40 °C ~ +70 °C
Maximum System Voltage	1500 VDC (IEC)
Maximum Series Fuse Rating	35 A
Bifaciality Coefficient	φVoc: 98 ± 5 %, φIsc: 80 ± 5 %, φPmax: 80 ± 5 %

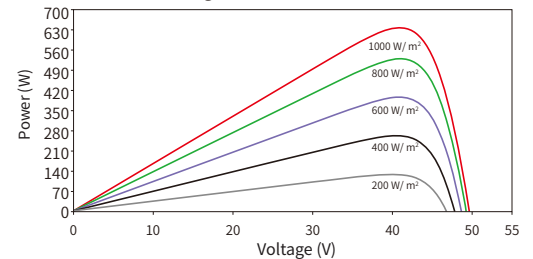
Engineering Drawings



Note: For specific dimensions and tolerance ranges, please refer to the corresponding detailed module drawings.

Electrical Performance

Power-Voltage Curves (66HL4M-BDV 635W)



Current-Voltage Curves (66HL4M-BDV 635W)

