

RUNERGY

TIER 1 HY-DH144P8 535-555W

21.5% Max. Efficiency **P-Type** Bifacial & Dual Glass **144 Pieces** Half-Cell

High Conversion Efficiency

Module efficiency up to 21.5% achieved through advanced cell technology and manufacturing process

Excellent weak light performance

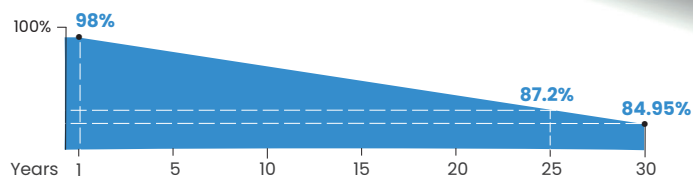

More power output in weak light condition, such as cloudy days, morning and sunset

Pa Extended mechanical performance

Module certified to withstand extreme wind(2400 Pa) and snow loads(5400 Pa)

Quality Guarantee

High module quality ensures long-term reliability



Runergy P-Type Dual Glass Product Performance Warranty

- **12 Years** warranty for materials and workmanship
- **30 Years** warranty for extra linear power output
- 1st year < **2%**, annual degradation < **0.45%**

IEC61215 / IEC61730 / UL61730 / IEC61701 / IEC62716 / IEC60068 / ISO9001 / ISO14001/ ISO45001



www.runergy.com
sales-inform@runergy.com

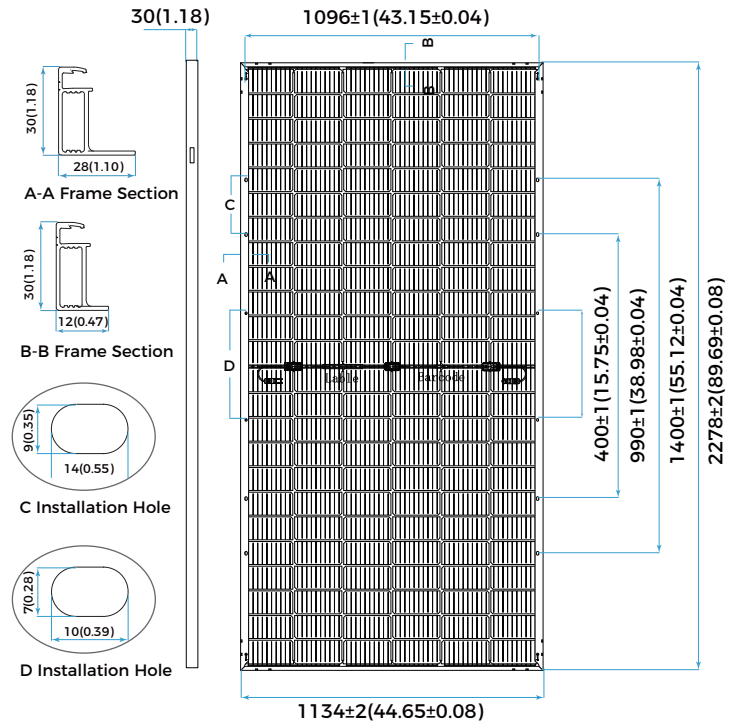
Unit: mm(inch)

Mechanical Parameters

Solar Cell	Mono PERC 182mm
No. of Cells	144 (6 × 24)
Dimensions	2278 × 1134 × 30mm(89.69× 44.65 × 1.18in.)
Weight	32kg(70.55lbs)
Junction Box	IP68 rated (3 bypass diodes)
Output Cable	4mm ² (IEC), 12 AWG(UL) +400/-200mm (+15.75/-7.87in.) or customized
Connector	RY01 or similar
Front Cover	2.0mm (0.079in.)semi-tempered AR glass
Back Cover	2.0mm (0.079in.)semi-tempered glass
Container	36 pcs/Pallet, 720 pcs/40' HQ

Operating Parameters

Max. System Voltage	DC 1500V (IEC/UL)
Operating Temperature	-40 °C ~ +85 °C(-40°F ~ +185°F)
Max. Fuse Rating	30A
Frontside Max. Loading	5400Pa(112lb/ft ²)
Backside Max. Loading	2400Pa(50lb/ft ²)
Bifaciality	70%±10%
Fire Resistance	IEC Class A



Electrical Characteristics - STC

Irradiance 1000 W/m², cell temperature 25 °C, AM1.5, Test uncertainty for Pmax: ±3%

Maximum Power at STC (Pmax/W)	555	550	545	540	535
Power Tolerance (W)	0 ~ +5				
Optimum Operating Voltage (Vmp/V)	42.12	41.96	41.80	41.64	41.47
Optimum Operating Current (Imp/A)	13.18	13.11	13.04	12.97	12.90
Open Circuit Voltage (Voc/V)	50.05	49.90	49.75	49.60	49.45
Short Circuit Current (Isc/A)	14.07	14.00	13.93	13.86	13.79
Module Efficiency	21.5%	21.3%	21.1%	20.9%	20.7%

Electrical Characteristics - NMOT

Irradiance 800 W/m², ambient temperature 20 °C, AM1.5, wind speed 1 m/s.

Maximum Power at NMOT (Pmax/W)	419.9	416.0	412.2	408.5	404.6
Optimum Operating Voltage (Vmp/V)	39.94	39.79	39.64	39.49	39.33
Optimum Operating Current (Imp/A)	10.51	10.46	10.40	10.34	10.29
Open Circuit Voltage (Voc/V)	47.46	47.32	47.18	47.04	46.89
Short Circuit Current (Isc/A)	11.35	11.30	11.24	11.18	11.13

Rearside Power Gain (Reference to 555W Front)

Rearside Power Gain	5%	15%	25%
Maximum Power (Pmax/W)	583	638	694
Optimum Operating Voltage (Vmp/V)	42.12	42.22	42.22
Optimum Operating Current (Imp/A)	13.84	15.12	16.43
Open Circuit Voltage (Voc/V)	50.05	50.15	50.15
Short Circuit Current (Isc/A)	14.77	16.14	17.55
Module Efficiency	22.6%	24.7%	26.9%

Temperature Characteristics

Nominal Module Operating Temperature	42 ± 2 °C
Nominal Cell Operating Temperature	45 ± 2 °C
Temperature Coefficient of Pmax	-0.35%/°C
Temperature Coefficient of Voc	-0.26%/°C
Temperature Coefficient of Isc	0.048%/°C

