


Pure Black **PRO** series

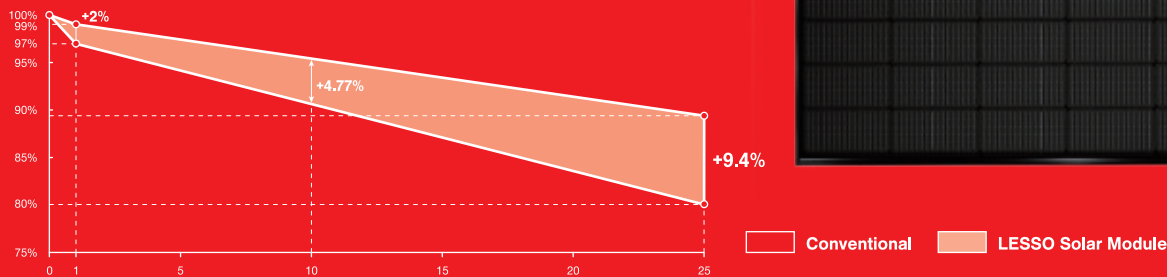
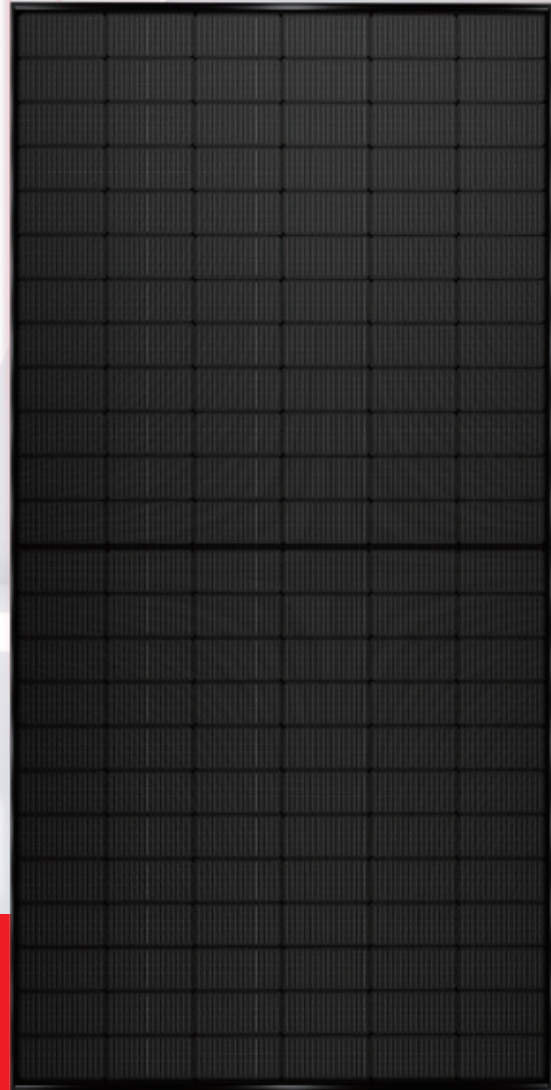
182 N-TopCon Monofacial Module

560W ~ 580W

 **12** years product workmanship warranty

 **30** years linear power output warranty

 **1%** 1st-year degradation
0.40% annual degradation



FEATURES AND BENEFITS

-  N-TopCon brings 10-30% additional power generation comparing with conventional P-type module.
-  Higher power output even under low-light environments like on cloudy or foggy days.
-  N-TopCon solar cell has no LID naturally which can increase power generation.
-  Higher power generation under working conditions, thanks to passivating contact cell technology.
-  Higher bifaciality, higher power output and lower BOS cost.
-  More application scenes like BIPV, vertical installation, snowfield, high-humid, windy and dusty area.

LESSO 182 Pure Black N-TopCon Monofacial Module



Power Range
560W ~ 580W



Power Output Tolerance
0W ~ +5W

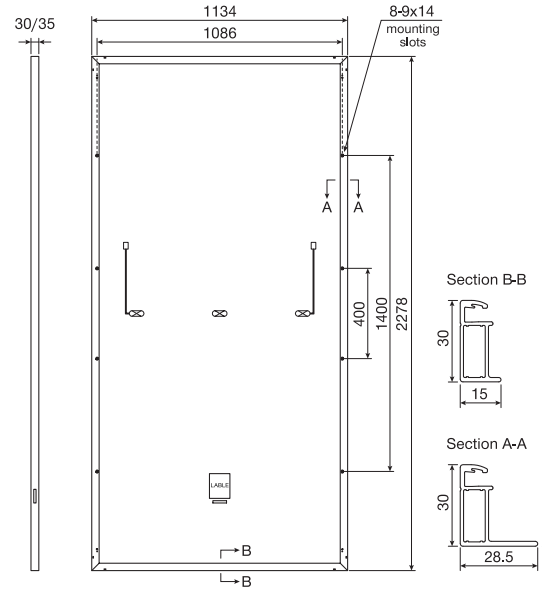


Maximum Efficiency
22.45%

Structure Performance

(Unit: mm)

Solar Cell Type	182mm N-TopCon Mono Cell (Half Cell)
Solar Cell Arrangement	144pcs(6×24)
Module Dimension	2278×1134×35mm/30mm
Weight	28.0kg(35mm) / 26.3kg(30mm)
Front Glass	3.2mm, highly transparent tempered glass with anti-reflective coating
Back Sheet	Black
Frame	Anodized Aluminum Alloy (Black)
Junction Box	IP68 rated
Cable	4mm ² , portrait ^{400mm(+)} / _{200mm(-)} , landscape ^{1400mm(+)} / _{1400mm(-)} Length can be customized
Diode Quantity	3 pcs
Front side / Rear side	5400pa / 2400pa
Connector	MC4 Compatible
Per Pallet	31pcs(35mm) / 36pcs(30mm)
Per Container(40'HQ)	620pcs(35mm) / 720pcs(30mm)

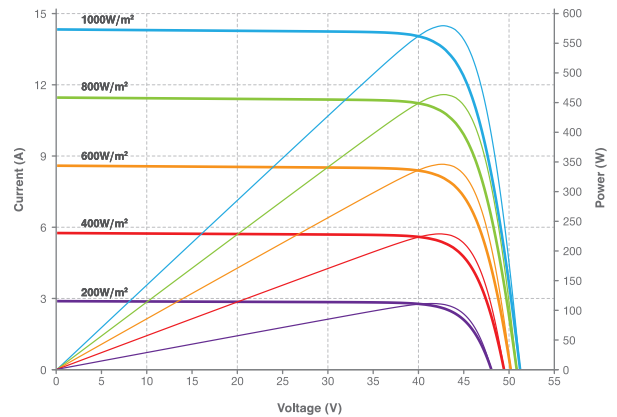


Electrical Performance Parameters | STC

Model Type	560C(BPM) 72(182)	565C(BPM) 72(182)	570C(BPM) 72(182)	575C(BPM) 72(182)	580C(BPM) 72(182)
Nominal Max. Power Pmax(W)	560	565	570	575	580
Max. Power Voltage Vmp(V)	42.17	42.33	42.48	42.63	42.78
Max. Power Current Imp(A)	13.28	13.35	13.42	13.49	13.56
Open Circuit Voltage Voc(V)	50.82	50.86	51.00	51.15	51.29
Short Circuit Current Isc(A)	14.03	14.11	14.18	14.26	14.34
Module Efficiency (%)	21.68	21.87	22.07	22.26	22.45
Power Output Tolerance (W)			0~+5W		

* STC: Irradiance 1000W/m², Cell Temperature 25°C, Air Mass AM1.5.
* Power measurement tolerance ±3%.

Current-Voltage & Power-Voltage Curve (580C)



Electrical Performance Parameters | NMOT

Model Type	560C(BPM) 72(182)	565C(BPM) 72(182)	570C(BPM) 72(182)	575C(BPM) 72(182)	580C(BPM) 72(182)
Nominal Max. Power Pmax(W)	421	425	429	433	437
Max. Power Voltage Vmp(V)	39.65	39.80	39.95	40.10	40.24
Max. Power Current Imp(A)	10.62	10.68	10.74	10.80	10.86
Open Circuit Voltage Voc(V)	48.17	48.31	48.45	48.58	48.71
Short Circuit Current Isc(A)	11.32	11.38	11.44	11.51	11.57

* NMOT: Irradiance 800W/m², Cell Temperature 20°C, Wind Speed 1m/s.
* Power measurement tolerance ±3%.

Temperature Characteristics

Nominal Module Operating Temperature	44±2°C
Temperature Coefficient (Isc)	+0.043%
Temperature Coefficient (Voc)	-0.25%
Temperature Coefficient (Pmax)	-0.30%

Maximum Parameters

Working Temperature	-40~+85°C
Maximum System Voltage	1500V DC
Nominal Maximum Fuse Current	25A