


HiMAX 5U

370-390W

SP390M-54H

N-type TOPCon Green Solar Module



Roofing Aesthetics with multiple colours

Multiple colourful glasses & frames looks well integrated to roof tiles or modern building.

ZERO LID (Light Induced Degradation)

N-type solar cell has no LID naturally which can increase power generation.

Higher Reliability

Adopted SunEvo latest S-TOPCo 2.0 technology, No polysilicon wrap around, Full electrical isolation, Zero leakage current; Much Safer for roof.

Better Weak Illumination Response

Higher power output even under low-light environments like on cloudy or foggy days.

10-30% Additional Power Generation

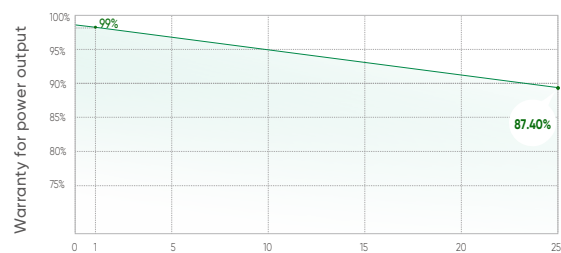
30 years lifespan brings 10-30% additional power generation comparing with conventional P-type module.

Quality Management System and Product Certification

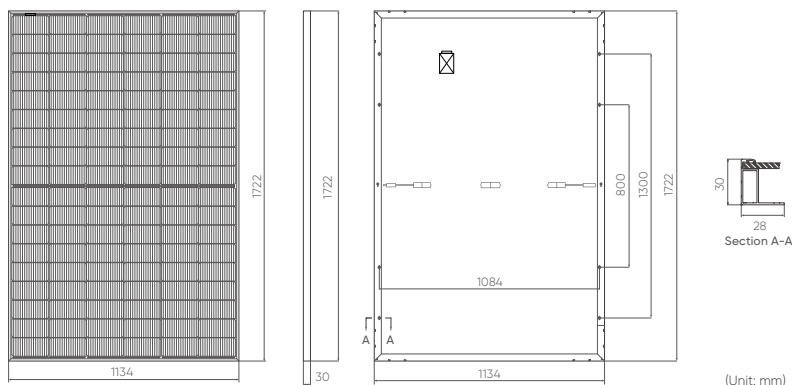
IEC61215/61730, IEC62804(PID), IEC61701(Salt),
IEC62716 (Ammonia), IEC60068-2-68(Sand),
ISO 9001:2015/quality management system.
ISO 14001:2015/environmental management system.
ISO 45001:2018/occupation health safety management system.
ISO 50001:2011/energy management system.
IEC TS 62941-2016/PV industry quality management system.

Quality Guarantee

25 YEAR Warranty for Materials and Processing **30 YEAR** Warranty for Extra Linear OutPut



Drawings



Mechanical Characteristics

Solar Cells	N-type Mono
No. of Cells	108 (6×18)
Dimensions	1722 × 1134 × 30mm
Weight	21.0kg
Front Glass	3.2mm coated tempered glass
Frame	Anodized aluminium alloy
Junction Box	Ip68 rated (3 by pass diodes)
Output Cables	4mm ² , 300mm(+) / 300mm(-), Length can be customized
Connectors	MC4 compatible
Mechanical Load Test	5400Pa
Packaging	36pcs/box, 216pcs/20'GP, 936pcs/40'HQ

Electrical Parameters (STC*)

Module Type: SP390M-54H	370	375	380	385	390
Maximum power (Pmax/W)	370	375	380	385	390
Open Circuit Voltage (Voc/V)	38.58	38.66	38.75	38.83	38.92
Short Circuit Current (Isc/A)	11.95	12.07	12.19	12.31	12.43
Voltage at Maximum power (Vmpp/V)	32.41	32.44	32.48	32.52	32.56
Current Maximum Power (Impp/A)	11.42	11.56	11.70	11.84	11.98
MODULE EFFICIENCY (%)	18.97	19.20	19.49	19.72	19.97


Electrical Parameters (NOCT*)

Maximum power (Pmax)	278	282	286	290	294
Open Circuit Voltage (Voc/V)	36.67	36.75	36.83	36.91	36.99
Short Circuit Current (Isc/A)	9.56	9.74	9.84	9.93	10.02
Voltage at Maximum power (Vmpp/V)	30.17	30.21	30.24	30.27	30.30
Current Maximum Power (Impp/A)	9.22	9.33	9.45	9.58	9.70

*STC: AM1.5 1000W/m² 25°C

*NOCT: AM1.5 800W/m² 20°C 1m/s

Product Image



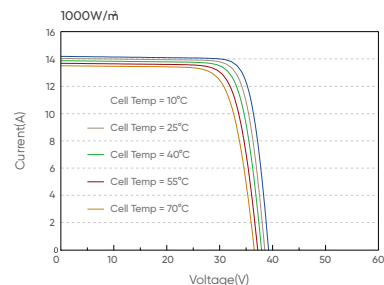
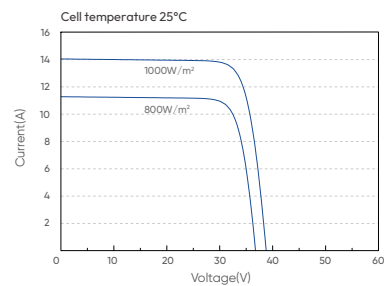
Operating Characteristics

Operating Module Temperature	-40°C ~ +85°C
Maximum System Voltage	1500V DC (IEC)
Maximum Series Fuse Rating	25A
Power Tolerance	0~+5W

Temperature Characteristics

Nominal Operating Temperature (NMOT)	45±2°C
Temperature Coefficient of Pmax	-0.30%/°C
Temperature Coefficient of Voc	-0.25%/°C
Temperature Coefficient of Isc	+0.046%/°C

I-V Curve




HiMAX 5U

370-390W

SP390M-54H

N-type TOPCon Orange Solar Module



Roofing Aesthetics with multiple colours

Multiple colourful glasses & frames looks well integrated to roof tiles or modern building.

ZERO LID (Light Induced Degradation)

N-type solar cell has no LID naturally which can increase power generation.

Higher Reliability

Adopted SunEvo latest S-TOPCo 2.0 technology, No polysilicon wrap around, Full electrical isolation, Zero leakage current; Much Safer for roof.

Better Weak Illumination Response

Higher power output even under low-light environments like on cloudy or foggy days.

10-30% Additional Power Generation

30 years lifespan brings 10-30% additional power generation comparing with conventional P-type module.

Quality Management System and Product Certification

IEC61215/61730, IEC62804(PID), IEC61701(Salt).

IEC62716 (Ammonia), IEC60068-2-68(Sand).

ISO 9001:2015/quality management system.

ISO 14001:2015/environmental management system.

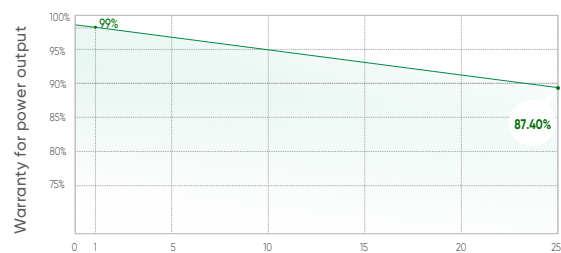
ISO 45001:2018/occupation health safety management system.

ISO 50001:2011/energy management system.

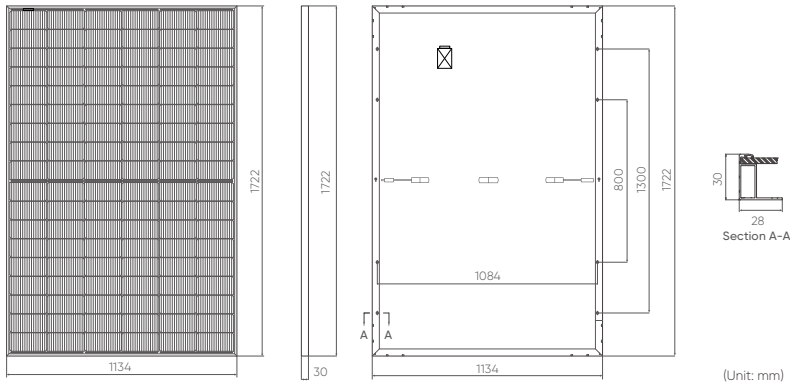
IEC TS 62941-2016/PV industry quality management system.

Quality Guarantee

25 YEAR Warranty for Materials and Processing **30 YEAR** Warranty for Extra Linear OutPut



Drawings



Mechanical Characteristics

Solar Cells	N-type Mono
No. of Cells	108 (6×18)
Dimensions	1722 × 1134 × 30mm
Weight	21.0kg
Front Glass	3.2mm coated tempered glass
Frame	Anodized aluminium alloy
Junction Box	Ip68 rated (3 by pass diodes)
Output Cables	4mm ² , 300mm(+) / 300mm(-), Length can be customized
Connectors	MC4 compatible
Mechanical Load Test	5400Pa
Packaging	36pcs/box, 216pcs/20'GP, 936pcs/40'HQ

Electrical Parameters (STC*)


Module Type: SP390M-54H	370	375	380	385	390
Maximum power (Pmax/W)	370	375	380	385	390
Open Circuit Voltage (Voc/V)	38.58	38.66	38.75	38.83	38.92
Short Circuit Current (Isc/A)	11.95	12.07	12.19	12.31	12.43
Voltage at Maximum power (Vmpp/V)	32.41	32.44	32.48	32.52	32.56
Current Maximum Power (Impp/A)	11.42	11.56	11.70	11.84	11.98
MODULE EFFICIENCY (%)	18.97	19.20	19.49	19.72	19.97

Electrical Parameters (NOCT*)

Maximum power (Pmax)	278	282	286	290	294
Open Circuit Voltage (Voc/V)	36.67	36.75	36.83	36.91	36.99
Short Circuit Current (Isc/A)	9.65	9.74	9.84	9.93	10.02
Voltage at Maximum power (Vmpp/V)	30.17	30.21	30.24	30.27	30.30
Current Maximum Power (Impp/A)	9.22	9.33	9.45	9.58	9.70

*STC: AM1.5 1000W/m² 25°C *NOCT: AM1.5 800W/m² 20°C 1m/s

Product Image



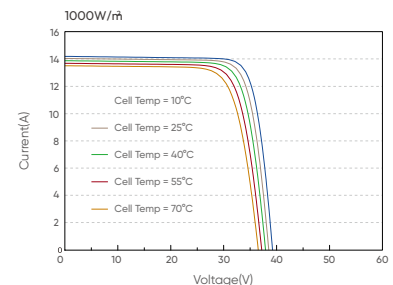
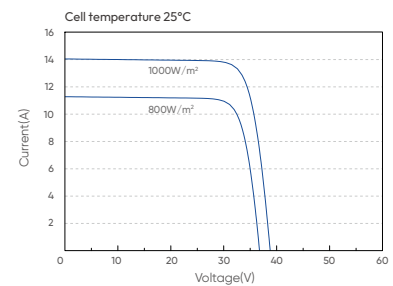
Operating Characteristics

Operating Module Temperature	-40°C ~ +85°C
Maximum System Voltage	1500V DC (IEC)
Maximum Series Fuse Rating	25A
Power Tolerance	0~+5W

Temperature Characteristics

Nominal Operating Temperature (NMOT)	45±2°C
Temperature Coefficient of Pmax	-0.30%/°C
Temperature Coefficient of Voc	-0.25%/°C
Temperature Coefficient of Isc	+0.046%/°C

I-V Curve




Making more power

HiMAX 5U

370-390W

SP390M-54H

N-type TOPCon Red Solar Module



Roofing Aesthetics with multiple colours

Multiple colourful glasses & frames looks well integrated to roof tiles or modern building.

ZERO LID (Light Induced Degradation)

N-type solar cell has no LID naturally which can increase power generation.

Higher Reliability

Adpoted SunEvo latest S-TOPCo 2.0 technology, No polysilicon wrap around, Full electrical isolation, Zero leakage current; Much Safer for roof.

Better Weak Illumination Response

Higher power output even under low-light environments like on cloudy or foggy days.

10-30% Additional Power Generation

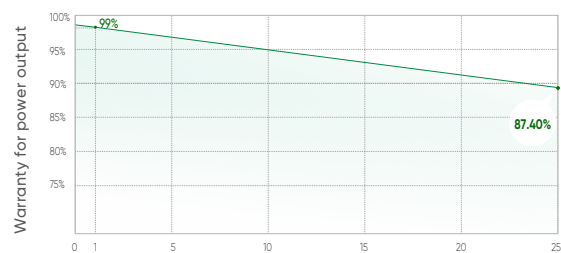
30 years lifespan brings 10-30% additional power generation comparing with conventional P-type module.

Quality Management System and Product Certification

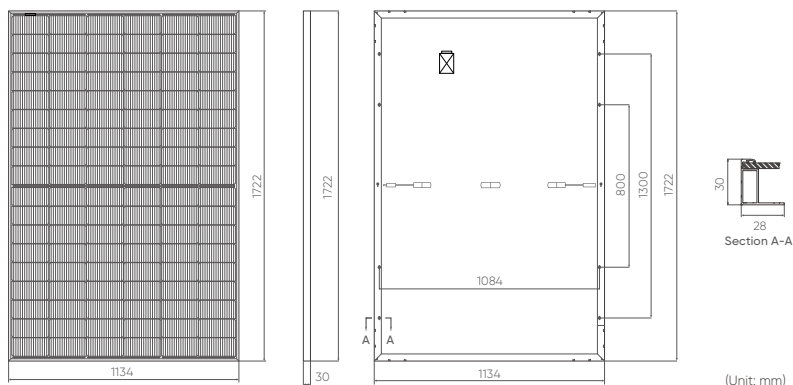
IEC61215/61730, IEC62804(PID), IEC61701(Salt),
IEC62716 (Ammonia), IEC60068-2-68(Sand),
ISO 9001:2015/quality management system.
ISO 14001:2015/environmental management system.
ISO 45001:2018/occupation health safety management system.
ISO 50001:2011/energy management system.
IEC TS 62941-2016/PV industry quality management system.

Quality Guarantee

25 YEAR Warranty for Materials and Processing **30 YEAR** Warranty for Extra Linear OutPut



Drawings



Mechanical Characteristics

Solar Cells	N-type Mono
No. of Cells	108 (6×18)
Dimensions	1722 × 1134 × 30mm
Weight	21.0kg
Front Glass	3.2mm coated tempered glass
Frame	Anodized aluminium alloy
Junction Box	Ip68 rated (3 by pass diodes)
Output Cables	4mm ² , 300mm(+) / 300mm(-), Length can be customized
Connectors	MC4 compatible
Mechanical Load Test	5400Pa
Packaging	36pcs/box, 216pcs/20'GP, 936pcs/40'HQ

Electrical Parameters (STC*)

Module Type: SP390M-54H	370	375	380	385	390
Maximum power (Pmax/W)	370	375	380	385	390
Open Circuit Voltage (Voc/V)	38.58	38.66	38.75	38.83	38.92
Short Circuit Current (Isc/A)	11.95	12.07	12.19	12.31	12.43
Voltage at Maximum power (Vmpp/V)	32.41	32.44	32.48	32.52	32.56
Current Maximum Power (Impp/A)	11.42	11.56	11.70	11.84	11.98
MODULE EFFICIENCY (%)	18.97	19.20	19.49	19.72	19.97

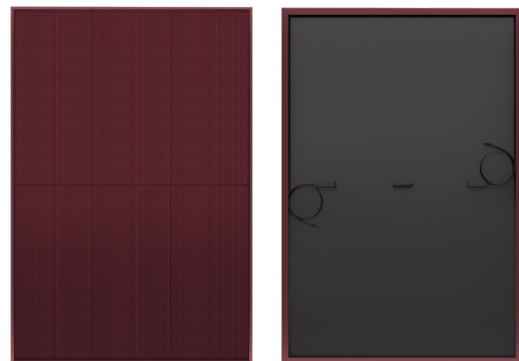
Electrical Parameters (NOCT*)

Maximum power (Pmax)	278	282	286	290	294
Open Circuit Voltage (Voc/V)	36.67	36.75	36.83	36.91	36.99
Short Circuit Current (Isc/A)	9.65	9.74	9.84	9.93	10.02
Voltage at Maximum power (Vmpp/V)	30.17	30.21	30.24	30.27	30.30
Current Maximum Power (Impp/A)	9.22	9.33	9.45	9.58	9.70

*STC: AM1.5 1000W/m² 25°C

*NOCT: AM1.5 800W/m² 20°C 1m/s

Product Image



Operating Characteristics

Operating Module Temperature	-40°C ~ +85°C
Maximum System Voltage	1500V DC (IEC)
Maximum Series Fuse Rating	25A
Power Tolerance	0~+5W

Temperature Characteristics

Nominal Operating Temperature (NMOT)	45±2°C
Temperature Coefficient of Pmax	-0.30%/°C
Temperature Coefficient of Voc	-0.25%/°C
Temperature Coefficient of Isc	+0.046%/°C

I-V Curve

