

182 P-type series

182 P-type Bifacial Module

490W ~ 505W



12 years product workmanship warranty

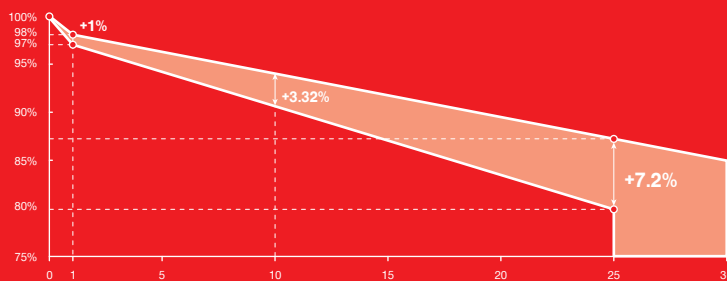



30 years linear power output warranty



2% 1st-year degradation

0.45% annual degradation



Conventional LESSO Solar Module

FEATURES AND BENEFITS



The application of multi-busbar (MBB) half-cut cell technology brings stronger resistance to shade and lower risk of hot spot.



Strict control on raw materials and process optimization of high efficiency PERC ensure better resistance against PID of PV module.



Through harsh weathering tests of sand, dust, salt mist, ammonia, etc., to get stronger weather resistance of outdoor environment.



Double sides power output to reach higher comprehensive efficiency and get more profit.



By series and parallel design, to reduce the series RS and achieve higher power output and lower BOS cost.



Lower temperature coefficient and lower operating temperature can ensure higher power generation.



Lower oxygen and carbon content result in lower LID.

LESSO 182 P-type Bifacial Module



Power Range
490W ~ 505W



Power Output Tolerance
0W ~ +5W

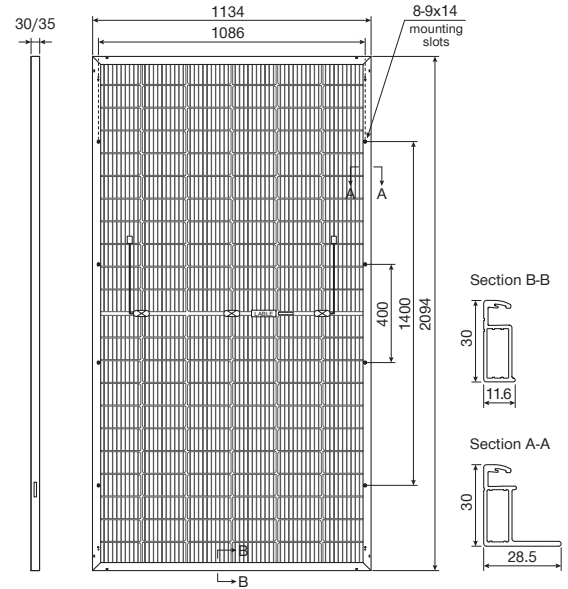


Maximum Efficiency
21.27%

Structure Performance

(Unit: mm)

Solar Cell Type	182mm Mono-crystalline (Half Cell)
Solar Cell Arrangement	132pcs(6x22)
Module Dimension	2094×1134×35mm/30mm
Weight	29.6kg(35mm) / 28.4kg(30mm)
Front Glass	2.0mm, highly transparent tempered glass with anti-reflective coating
Frame	Anodized Aluminum Alloy
Junction Box	IP68 rated
Cable	4mm ² , portrait $\begin{matrix} 400mm (+) \\ 200mm (-) \end{matrix}$, landscape $\begin{matrix} 1400mm (+) \\ 1400mm (-) \end{matrix}$ Length can be customized
Diode Quantity	3 pcs
Front side / Rear side	5400pa / 2400pa
Connector	MC4 Compatible
Per Pallet	31pcs(35mm) / 36pcs(30mm)
Per Container(40'HQ)	682pcs(35mm) / 792pcs(30mm)



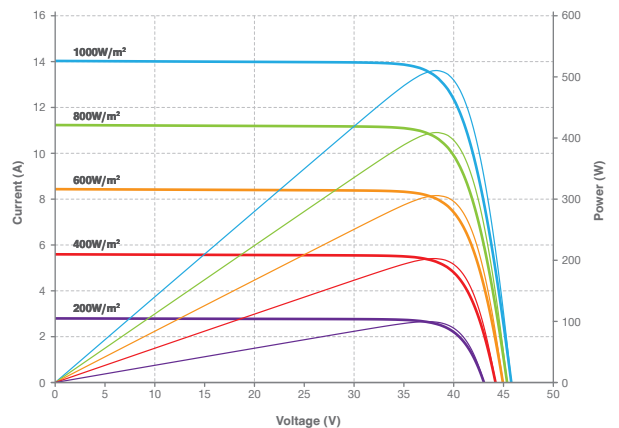
Electrical Performance Parameters | STC

Model Type	490D(HBD) 66(182)	495D(HBD) 66(182)	500D(HBD) 66(182)	505D(HBD) 66(182)	
Nominal Max. Power	P _{max} (W)	490	495	500	505
Max. Power Voltage	V _{mp} (V)	38.02	38.20	38.38	38.56
Max. Power Current	I _{mp} (A)	12.89	12.96	13.03	13.10
Open Circuit Voltage	V _{oc} (V)	45.24	45.36	45.48	45.62
Short Circuit Current	I _{sc} (A)	13.78	13.85	13.92	13.99
Module Efficiency	(%)	20.64	20.85	21.06	21.27
Power Output Tolerance	(W)	0~+5W			

* STC: Irradiance 1000W/m², Cell Temperature 25°C, Air Mass AM1.5.

* Power measurement tolerance ±3%.

Current-Voltage & Power-Voltage Curve (510D)



Electrical Performance Parameters | NMOT

Model Type	490D(HBD) 66(182)	495D(HBD) 66(182)	500D(HBD) 66(182)	505D(HBD) 66(182)	
Nominal Max. Power	P _{max} (W)	362	367	372	377
Max. Power Voltage	V _{mp} (V)	34.81	35.16	35.50	35.84
Max. Power Current	I _{mp} (A)	10.40	10.44	10.48	10.52
Open Circuit Voltage	V _{oc} (V)	42.94	43.06	43.18	43.32
Short Circuit Current	I _{sc} (A)	11.13	11.19	11.24	11.30

* NMOT: Irradiance 800W/m², Cell Temperature 20°C, Wind Speed 1m/s.

* Power measurement tolerance ±3%.

Temperature Characteristics

Nominal Module Operating Temperature	44±2°C
Temperature Coefficient (I _{sc})	+0.048%
Temperature Coefficient (V _{oc})	-0.26%
Temperature Coefficient (P _{max})	-0.34%

Maximum Parameters

Working Temperature	-40~+85°C
Maximum System Voltage	1500V DC
Nominal Maximum Fuse Current	25A

