

Module HC 108M 400-410 Watt

MONO PERC HALF CELL ALL BLACK MODULE

Positive power tolerance of 0~+3%

- Half Cell
- Mono PERC 108 Cell



KEY FEATURES



Multi Busbar Solar Cell

Multi busbar solar cell adopts new technology to improve the efficiency of modules, offers a better aesthetic appearance, making it perfect for rooftop installation.



High Efficiency

Higher module conversion efficiency (up to 20.38%) benefit from half cell structure (low resistance characteristic).



PID Resistance

Excellent Anti-PID performance guarantee limited power degradation for mass production.



Low-light Performance

Advanced glass and cell surface textured design ensure excellent performance in low-light environment.




Severe Weather Resilience

Certified to withstand: wind load (2400 Pascal) and snow load (5400 Pascal).



Durability Against Extreme Environmental Conditions

High salt mist and ammonia resistance.



Complete System and Product Certifications

IEC 61215, IEC 61730, IEC61701, UL 61730

ISO9001:2015 : ISO Quality Management System

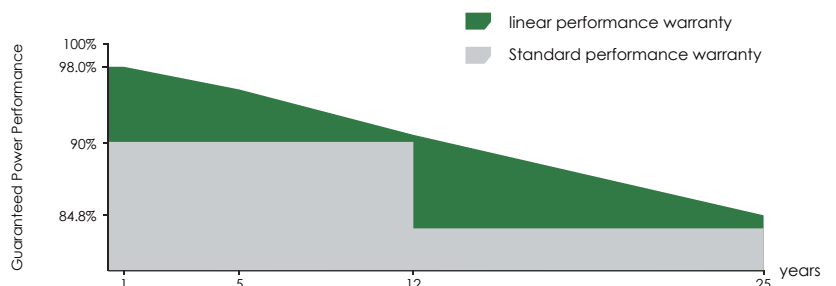
ISO14001: 2015 : ISO Environment Management System

ISO45001:2018 : Occupational Health and Safety

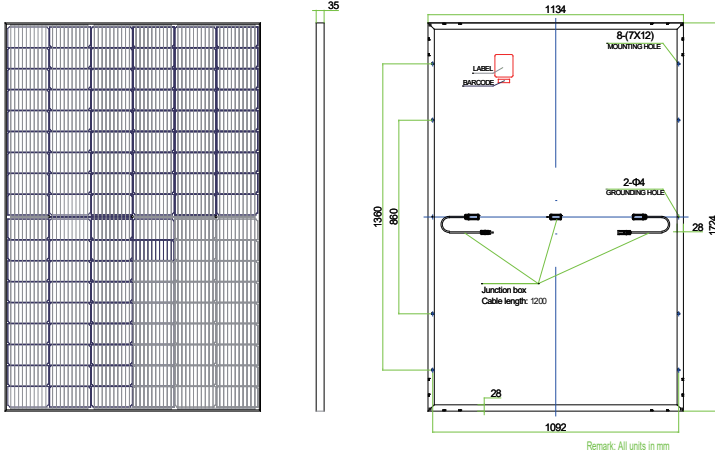
Quality is our life

LINEAR PERFORMANCE WARRANTY

15 Year Product Warranty • 25 Year Linear Power Warranty



Engineering Drawings



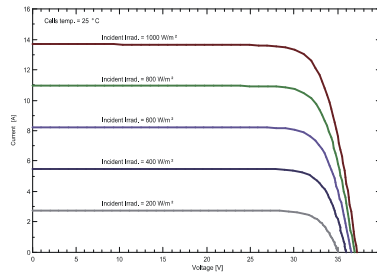
Packaging Configuration

(Two pallets = One stack)

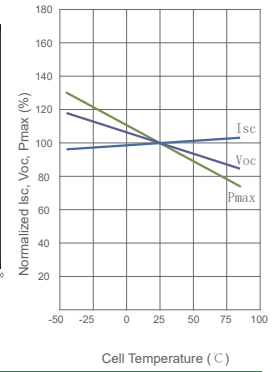
31 pcs/pallet, 62 pcs/stack, 899 pcs/53FT Truck

Electrical Performance & Temperature Dependence

Current-Voltage & Power-Voltage Curves (400W)



Temperature Dependence of Isc, Voc, Pmax



Mechanical Characteristics

Cell Type	Mono PERC 182×91mm
No. of Half-cells	108 (6×18)
Dimensions	1724×1134×35mm (67.87×44.64×1.37 inch)
Weight	21.5 kg (47.4 lbs)
Front Glass	3.2mm, Anti-Reflection Coating, High Transmission, Low Iron, Tempered Glass
Frame	Anodized Aluminium Alloy
Junction Box	IP68 Rated, connector compatible with MC4
Output Cables	TÜV 1x4.0mm ² , 450mm / 1200mm or Customized Length
Fire rating	UL: Type 1, IEC: Class C
Maximum static load	5400Pa(front side), 2400Pa(back side)

SPECIFICATIONS

Module Type	SE-182*91-400M-108		SE-182*91-405M-108		SE-182*91-410M-108	
	STC	NOCT	STC	NOCT	STC	NOCT
Maximum Power (Pmax)	400W	300W	405W	304W	410W	308W
Maximum Power Voltage (Vmp)	31.06	28.90	31.21	29.04	31.35	29.20
Maximum Power Current (Imp)	12.88	10.39	12.98	10.47	13.08	10.55
Open-circuit Voltage (Voc)	36.83	35.01	36.98	35.16	37.12	35.29
Short-circuit Current (Isc)	13.76	11.09	13.86	11.18	13.96	11.26
Module Efficiency STC (%)	20.46%		20.72%		20.97%	
Operating Temperature (°C)	-40°C~+85°C					
Maximum System Voltage	1500V DC (IEC)					
Maximum Series Fuse Rating	20A					
Power Tolerance	0~+3%					
Temperature Coefficients of Pmax	-0.35%/°C					
Temperature Coefficients of Voc	-0.29%/°C					
Temperature Coefficients of Isc	0.048%/°C					
Nominal Operating Cell Temperature (NOCT)	45±2°C					

STC: Irradiance 1000W/m² Cell Temperature 25°C AM=1.5

NOCT: Irradiance 800W/m² Ambient Temperature 20°C AM=1.5 Wind Speed 1m/s

* Power measurement tolerance: ± 3%