


Pure Black **PRO** series

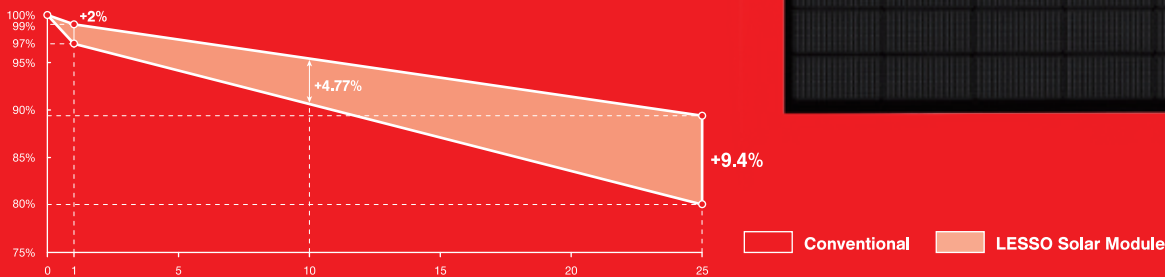

182 N-TopCon Monofacial Module

515W ~ 530W

 **12** years product workmanship warranty

 **30** years linear power output warranty

 **1%** 1st-year degradation
0.40% annual degradation



FEATURES AND BENEFITS

-  N-TopCon brings 10-30% additional power generation comparing with conventional P-type module.
-  Higher power output even under low-light environments like on cloudy or foggy days.
-  N-TopCon solar cell has no LID naturally which can increase power generation.
-  Higher power generation under working conditions, thanks to passivating contact cell technology.
-  Higher bifaciality, higher power output and lower BOS cost.
-  More application scenes like BIPV, vertical installation, snowfield, high-humid, windy and dusty area.

LESSO 182 Pure Black N-TopCon Monofacial Module



Power Range
515W ~ 530W



Power Output Tolerance
0W ~ +5W

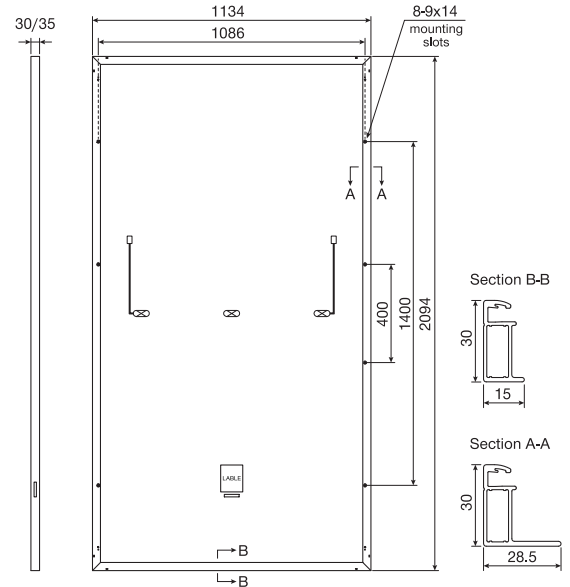


Maximum Efficiency
22.32%

Structure Performance

(Unit: mm)

Solar Cell Type	182mm N-TopCon Mono Cell (Half Cell)
Solar Cell Arrangement	132pcs(6×22)
Module Dimension	2094×1134×35mm/30mm
Weight	25.1kg(35mm) / 23.8kg(30mm)
Front Glass	3.2mm, highly transparent tempered glass with anti-reflective coating
Back Sheet	Black
Frame	Anodized Aluminum Alloy (Black)
Junction Box	IP68 rated
Cable	4mm ² , portrait ^{400mm(+)} / _{200mm(-)} , landscape ^{1400mm(+)} / _{1400mm(-)} Length can be customized
Diode Quantity	3 pcs
Front side / Rear side	5400pa / 2400pa
Connector	MC4 Compatible
Per Pallet	31pcs(35mm) / 36pcs(30mm)
Per Container(40'HQ)	682pcs(35mm) / 792pcs(30mm)



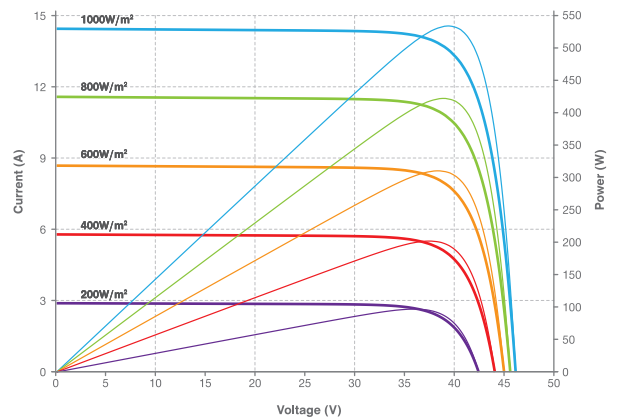
Electrical Performance Parameters | STC

Model Type	515C(BPM) 66(182)	520C(BPM) 66(182)	525C(BPM) 66(182)	530C(BPM) 66(182)	
Nominal Max. Power	P _{max} (W)	515	520	525	530
Max. Power Voltage	V _{mp} (V)	38.32	38.47	38.61	38.75
Max. Power Current	I _{mp} (A)	13.44	13.52	13.60	13.68
Open Circuit Voltage	V _{oc} (V)	45.93	45.98	46.03	46.08
Short Circuit Current	I _{sc} (A)	14.17	14.26	14.34	14.42
Module Efficiency	(%)	21.69	21.90	22.11	22.32
Power Output Tolerance	(W)	0~+5W			

* STC: Irradiance 1000W/m², Cell Temperature 25°C, Air Mass AM1.5.

* Power measurement tolerance ±3%.

Current-Voltage & Power-Voltage Curve (535C)



Electrical Performance Parameters | NMOT

Model Type	515C(BPM) 66(182)	520C(BPM) 66(182)	525C(HPM) 66(182)	530C(BPM) 66(182)	
Nominal Max. Power	P _{max} (W)	387	391	395	399
Max. Power Voltage	V _{mp} (V)	36.21	36.38	36.55	36.71
Max. Power Current	I _{mp} (A)	10.69	10.75	10.81	10.87
Open Circuit Voltage	V _{oc} (V)	43.61	43.75	43.89	44.03
Short Circuit Current	I _{sc} (A)	11.49	11.56	11.63	11.70

* NMOT: Irradiance 800W/m², Cell Temperature 20°C, Wind Speed 1m/s.

* Power measurement tolerance ±3%.

Temperature Characteristics

Nominal Module Operating Temperature	44±2°C
Temperature Coefficient (I _{sc})	+0.043%
Temperature Coefficient (V _{oc})	-0.25%
Temperature Coefficient (P _{max})	-0.30%

Maximum Parameters

Working Temperature	-40~+85°C
Maximum System Voltage	1500V DC
Nominal Maximum Fuse Current	25A