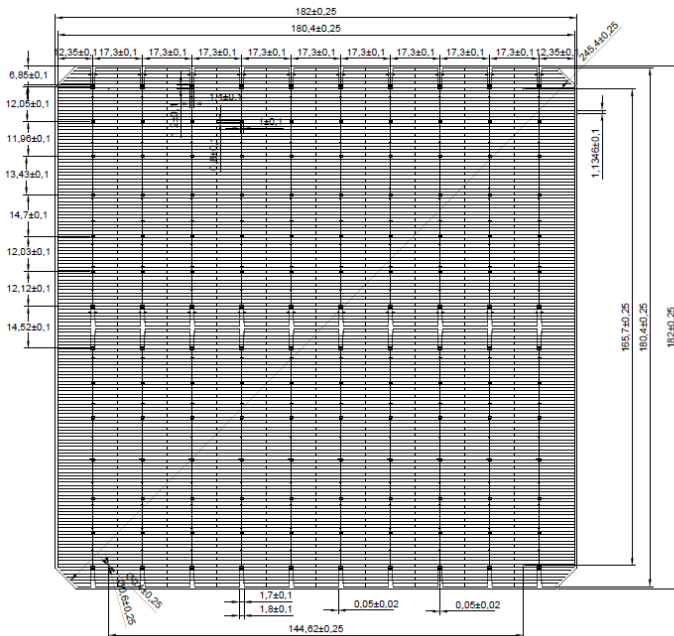



SR-10B182MPERC-B 182-91mm 10BB mono P type bifacial half cell



Front side appearance



Rear side appearance

Format: 182mm*182mm ± 0.25mm

Thickness (Cell): 160±16µm

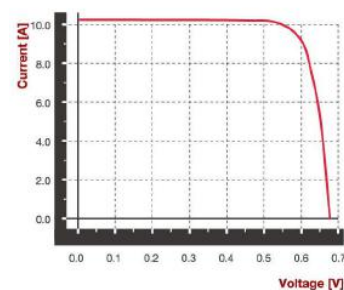
Front (-): 10*0.06 ±0.03mm busbar (silver), 150 ±15 fingers, Blue anti-reflecting coating(silicon nitride)

Back (+): Back electrode width (silver) 1.3 ±0.2mm, 170 ±17 fingers

Temperature coefficients

TkVoltage	-0.36 %/K
TkCurrent	+0.04%/K
TkPower	-0.36%/K

IV-Curve



Electrical Performance Parameters

Eff(%)	Pmpp(W)	Ump(V)	I _{mp} (A)	Voc(V)	Isc(A)	FF(%)
23.50-24.00	7.76	0.602	12.891	0.688	13.641	82.69
23.40-23.50	7.73	0.601	12.862	0.687	13.627	82.58
23.30-23.40	7.69	0.599	12.855	0.686	13.614	82.45
23.20-23.30	7.66	0.598	12.811	0.685	13.599	82.24
23.10-23.20	7.63	0.597	12.781	0.684	13.588	82.10
23.00-23.10	7.59	0.595	12.774	0.683	13.575	81.97
22.90-23.00	7.56	0.593	12.766	0.682	13.567	81.82
22.80-22.90	7.53	0.591	12.743	0.681	13.549	81.61
22.70-22.80	7.49	0.589	12.718	0.680	13.539	81.36
22.60-22.70	7.46	0.587	12.709	0.679	13.529	81.21
22.50-22.60	7.43	0.585	12.701	0.678	13.516	81.08
22.40-22.50	7.40	0.583	12.693	0.677	13.508	80.92
22.30-22.40	7.36	0.581	12.668	0.676	13.491	80.71

STC (Standard Testing Conditions): 1000W/m², AM1.5, 25 °C

Intensity Dependence

Intensity (W/m ²)	Isc	Voc	Pmpp
1000	1.0	1.00	1.00
900	0.90	1.00	0.90
800	0.80	0.99	0.79
500	0.50	0.97	0.49
300	0.30	0.95	0.29
200	0.20	0.93	0.19

Take the Voc (Isc) at 1000W/m² as the standard, test the range of Voc (Isc) decrease with light intensity.

Spectral Response

