



# DNA™ 120-Monofacial

Solar for Innovators

440W | 445W | 450W

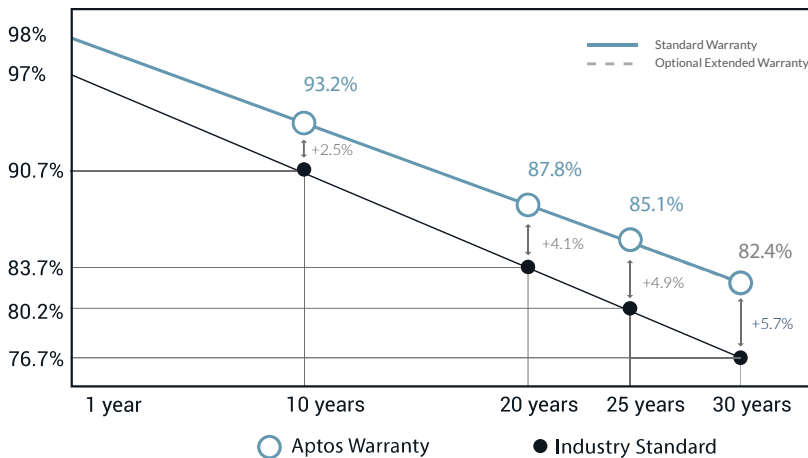
## DNA-120-MF10-440W

Residential | Commercial

Our DNA Split Cell Series uses advanced selective emitter PERC technology with thin film layers to improve heat tolerance, maximize energy harvest, minimize resistive loss, and use 5% more of the available active area for optimal power performance.



### Linear Performance Warranty



Designed & Engineered In Silicon Valley

## Key Features



### Advanced Technology

Patented DNA™ technology boosts power performance & module efficiency.



### Aesthetics

All black design with advanced split cell technology features 10 ultra-thin busbars that allow for less resistance and greater energy harvest.



### Miami-Dade Approved

Miami-Dade County wind load certified to withstand up to 5400 Pa.



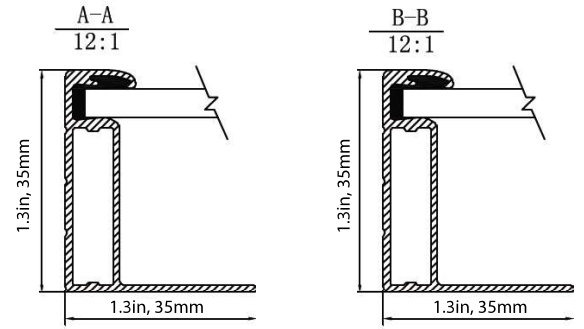

### Awards

Winners of the Leadership in Solar Energy award for three consecutive years and listed as one of the Top Solar Products from 2021-2022.



### Bankable Investment

Comprehensive warranty that covers both 30-year product and 30-year power performance.



## Electrical Specifications

DNA-120-MF10-440W    DNA-120-MF10-445W    DNA-120-MF10-450W

STCrated Output $P_{mpp}$ (W)	440W	445W	450W
Module Efficiency	20.34%	20.57%	20.80%
Open Circuit Voltage $V_{oc}$ (V)	41.02	41.10	41.18
Short Circuit Current $I_{sc}$ (A)	13.73	13.79	13.85
Rated Voltage $V_{mmp}$ (V)	33.72	33.82	33.91
Rated Current $I_{max}$ (A)	13.05	13.16	13.27

Standard Test Conditions for front-face of panel: 1000 W/m<sup>2</sup>, 25°C, measurement uncertainty ≤3%

## Temperature Coefficients

Temperature Coefficients $P_{mmp}$	-0.35%/°C
Temperature Coefficients $I_{sc}$	+0.054%/°C
Temperature Coefficients $V_{oc}$	-0.27%/°C
Nominal Operating Cell Temperature (NOCT)	45±2°C

## Test Operating Conditions

Maximum Series Fuse	25A
Maximum System Voltage	1,500 VDC (UL&IEC)
Maximum Load Capacity (Per UL 1703)	5400 PA Snow Load / 5400 Pa Wind Load
Fire Performance Class	Class C/Type 1

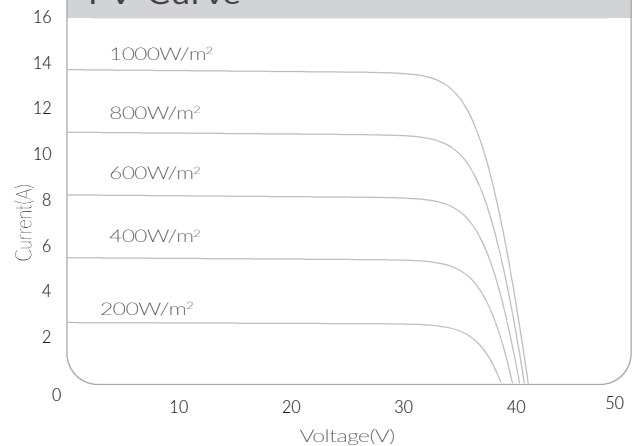
## Packaging Configuration

Number of Modules per Pallet	31
Number of Pallets per 40ft. Container	24
Pallet Dimensions	76.29 X 44.48 X 49.76 in, 1938 X 1130 X 1264 mm
Pallet Weight (lbs)	1640
Module per 40ft Container	744

## Mechanical Properties

Cell Type	SE-PERC
Glass	3.2mm, anti-reflection coating, high transmission, low iron, tempered glass
Frame	Anodized Aluminum Alloy
Junction Box	IP68
Dimensions	75.1 X 44.6 X 1.3 in, 1908 X 1134 X 35 mm
Weight	52.9lbs.(24.2kg)
Output Cable	4mm <sup>2</sup> (EU)12AWG,39.37in.(1200mm)
Cable Length	47.2 in
Encapsulant	POE
Connector Type	Staubli EVO2

## I-V Curve



## Certifications

