




ASTRONERGY



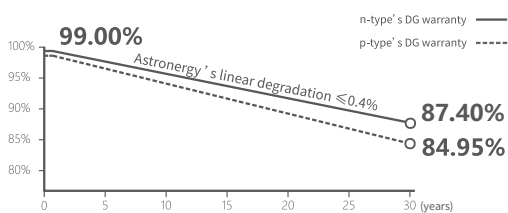
ASTRO N5s

CHSM54N(DGT)/F-BH
Bifacial Series

420~435W

Warranty

- 15/25** 15-year Product Warranty / 25-year Product Warranty (Optional, special for rooftop market)
- 30** 30-year Linear Power Warranty



Key Features

- Suitable for distributed projects
- High power
- High reliability
- Easy to install and transport
- Bifacial gain



420~435W

POWER RANGE

0~+3%

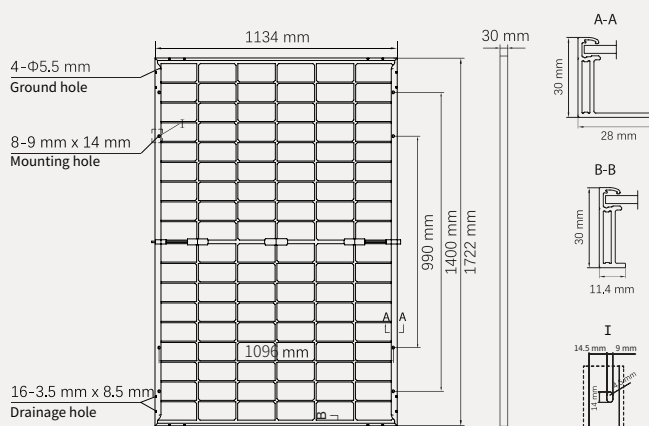
POWER SORTING

22.3%MAX MODULE
EFFICIENCY**≤ 1.0%**FIRST YEAR
POWER DEGRADATION**≤ 0.4%**YEAR 2-30
POWER DEGRADATION

Mechanical Specifications

Outer dimensions (L x W x H)	1722 x 1134 x 30 mm
Cell type	n-type Mono-crystalline
No. of cells	108 (6*18)
Frame technology	Aluminum, silver anodized
Front / Back glass	1.6+1.6 mm
Cable length (Including connector)	Portrait: (+)350 mm, (-)250 mm; Customized length
Cable diameter (IEC/UL)	4 mm ² / 12 AWG
① Maximum mechanical test load	5400 Pa (front) / 2400 Pa (back)
Connector type (IEC/UL)	HCB40 / MC4-EVO2A (optional)
Module weight	20.8 kg
Packing unit	36 pcs / box
Weight of packing unit (for 40'HQ container)	793 kg
Modules per 40' HQ container	936 pcs (Subject to sales contract)

① Refer to Astronergy crystalline installation manual or contact technical department.
Maximum Mechanical Test Load=1.5×Maximum Mechanical Design Load.



Electrical Specifications

STC: Irradiance 1000W/m², Cell Temperature 25° C, AM=1.5

	420	425	430	435
Rated output (Pmpp / Wp)				
Rated voltage (Vmpp / V)	32.18	32.35	32.52	32.69
Rated current (Impp / A)	13.05	13.14	13.22	13.31
Open circuit voltage (Voc / V)	38.30	38.50	38.70	38.90
Short circuit current (Isc / A)	13.81	13.92	14.01	14.10
Module efficiency	21.5%	21.8%	22.0%	22.3%

NMOT: Irradiance 800W/m², Ambient Temperature 20° C, AM=1.5, Wind Speed 1m/s

	315.8	319.6	323.4	327.1
Rated output (Pmpp / Wp)				
Rated voltage (Vmpp / V)	30.29	30.45	30.61	30.77
Rated current (Impp / A)	10.43	10.50	10.56	10.63
Open circuit voltage (Voc / V)	36.38	36.57	36.76	36.95
Short circuit current (Isc / A)	11.15	11.24	11.31	11.38

Electrical Specifications (Integrated power)

Pmpp gain	Pmpp / Wp	Vmpp / V	Impp / A	Voc / V	Isc / A
5%	441	32.18	13.70	38.30	14.47
10%	462	32.18	14.36	38.30	15.15
15%	483	32.19	15.00	38.31	15.84
20%	504	32.19	15.66	38.31	16.53
25%	525	32.20	16.30	38.32	17.21

Electrical characteristics with different rear power gain (reference to 420W)

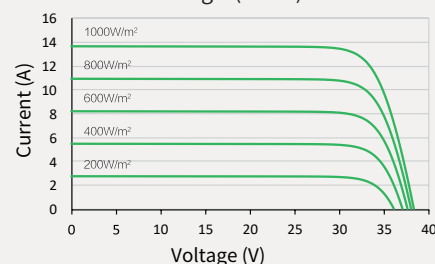
Temperature Ratings (STC)

Operating Parameters

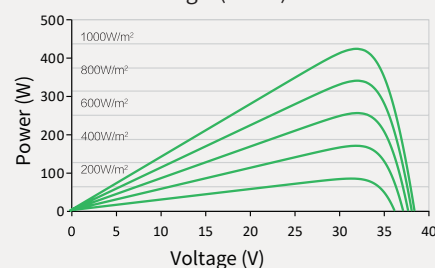
Temperature coefficient (Pmpp)	-0.29%/°C	No. of diodes	3
Temperature coefficient (Isc)	+0.043%/°C	Junction box IP rating	IP 68
Temperature coefficient (Voc)	-0.25%/°C	Max. series fuse rating	30 A
Nominal module operating temperature (NMOT)	41±2° C	Max. system voltage (IEC/UL)	1500V _{DC}

Curve

Current-Voltage (420W)



Power-Voltage (420W)



Current-Voltage (420W)

