LDSOLAR

iTracer Dream Series

MPPT solar charging controller

LDSOLAR
MPPT
PV
68.0V
BAT
13.0 V

14 Safety Protection

Over Charging Protection

Over Discharging Protection

Overheating Power Reduction Protection

Solar Over-Voltage Protection

Solar Reverse Connected Protection

Battery Reverse Connected Protection

Battery Over-Voltage Protection

Temperature Compensation

Over Temperature Protection

Thunder Protection

Reverse Flow of Protection

Power Limited Protection

EMC Protection

LDSOLAR

Solar Short Circuit Protection

Appearance

Simple and Hidden Design

iTD series controllers feature a minimalist, High face value, more fashionable.



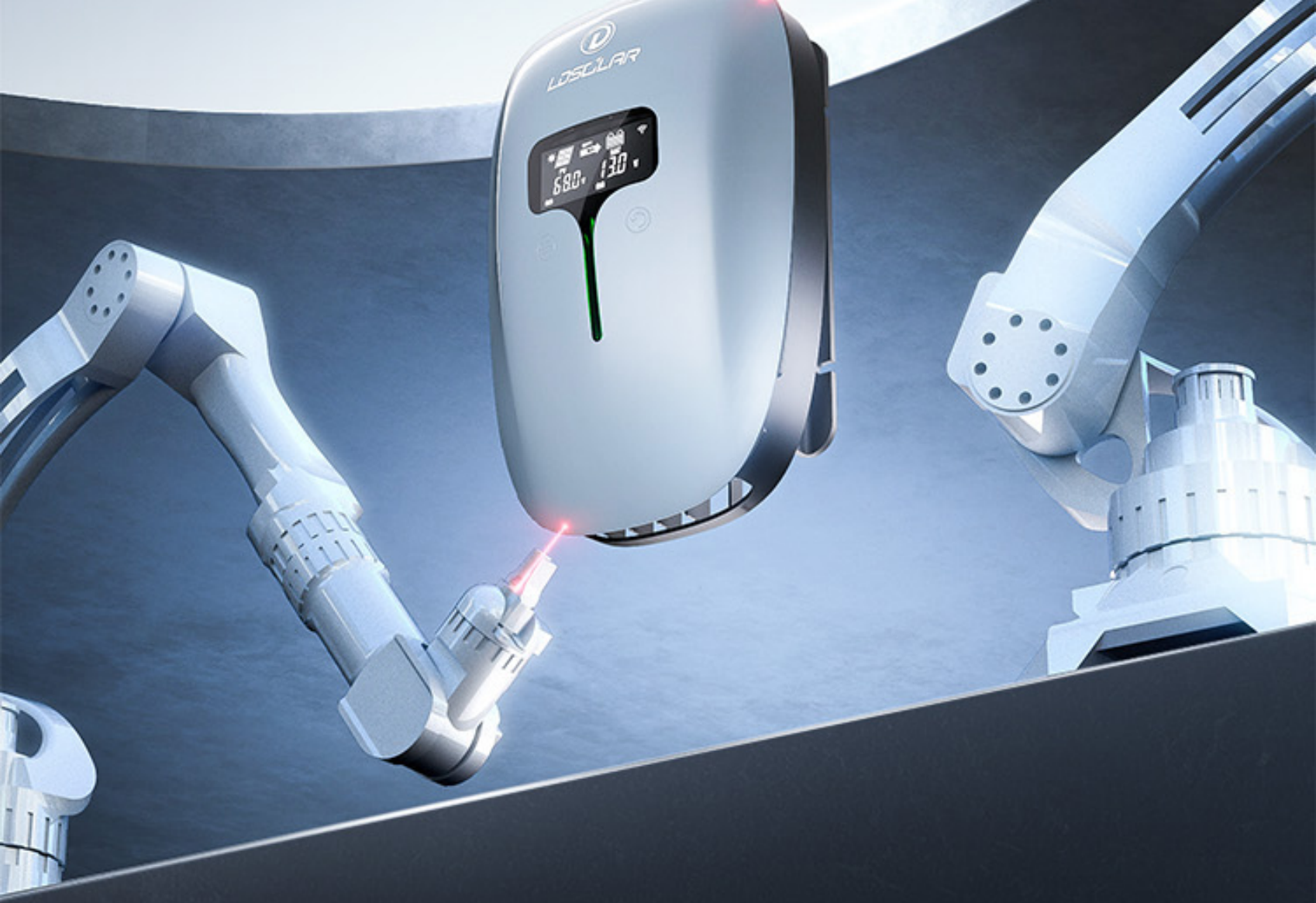

Innovation

LED Display

The iTD series is upgraded to a backlight LED display that allows you to visualize data regardless of external light.

MPPT
PV
68.0 V
BAT
13.0 V
12V
SLD
LDSOLAR

LED indicator light

New scroll bar indicator, so that various state when that controller work can be more intuitively felt. and can be provided with an indicator light switch, The LED indicator automatically turns off after dark.



Detail

Removable Cover Design

All functional holes are placed under the cover for a more concise appearance.



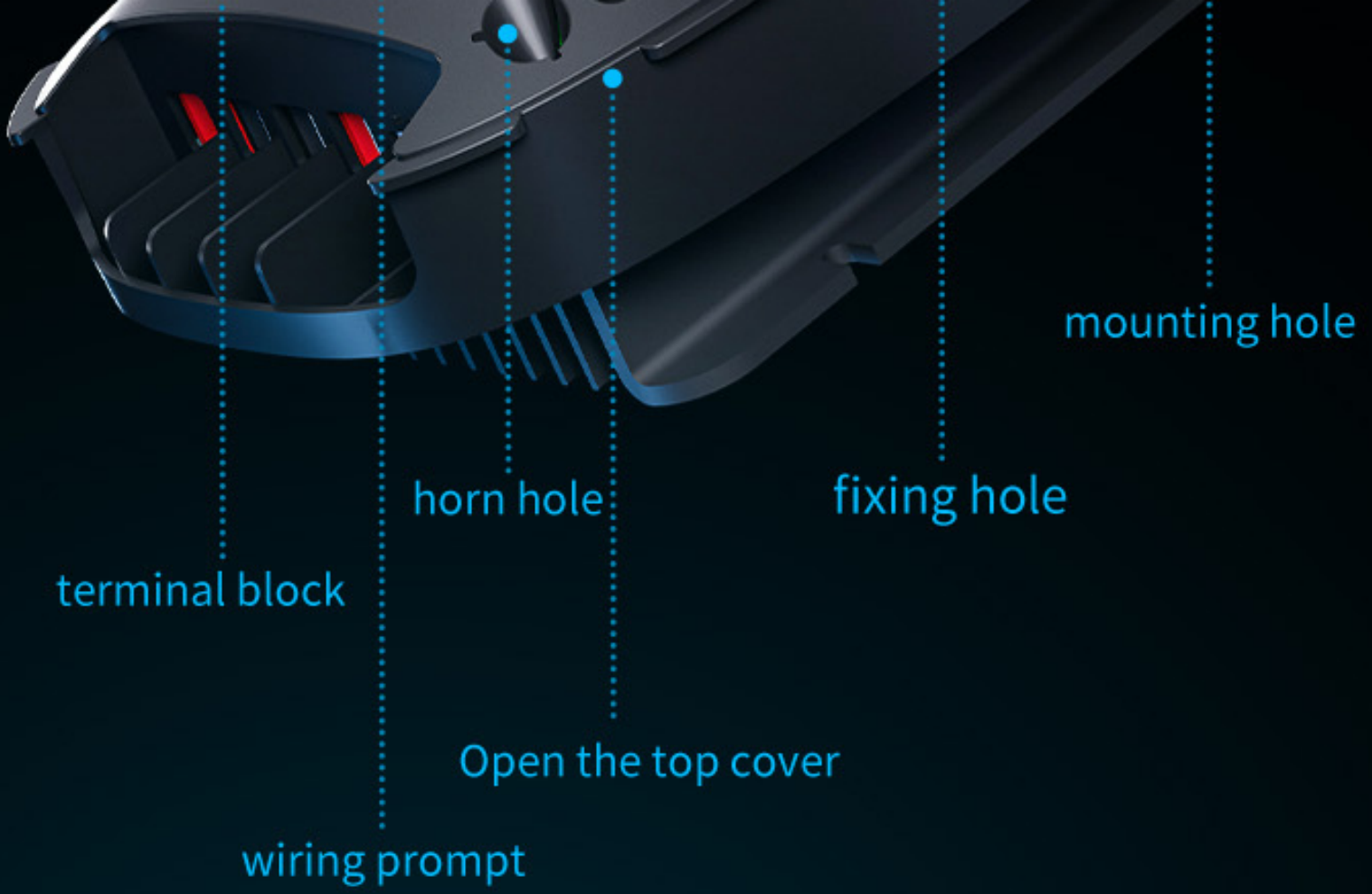

Heat Dissipation

Natural heat dissipation structure

The iTD series uses an aluminum alloy radiator for heat dissipation Industrial grade aluminum alloy heat dissipation, longer life, more stable



Communication

Standard Bluetooth optional WIFI

iTD series controller supports external WIFI, Bluetooth, RS485 three communication methods, you can choose the communication method that suits you.

LDSOLAR
PV
68.0 V
BAT
13.0 V
RS485
WIFI

Remote monitoring

After connecting with mobile APP, implement remote real-time monitoring of data, Do not miss important information.

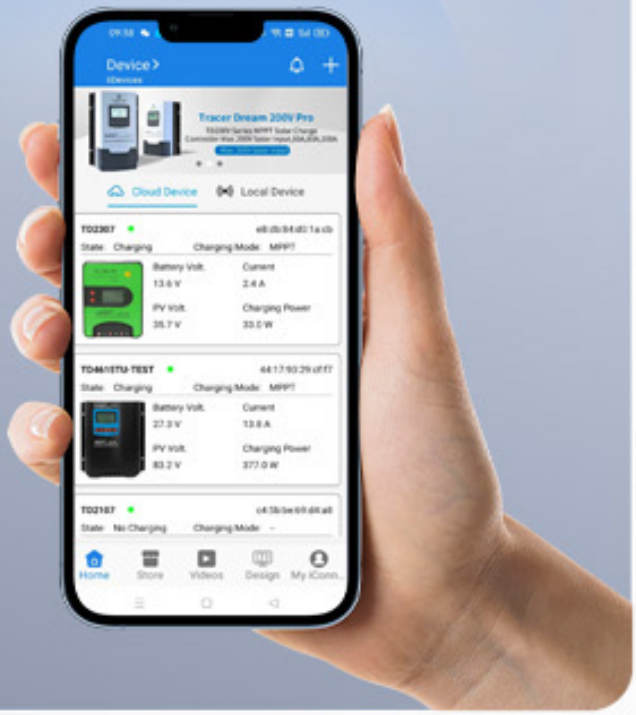

TD2307
State Charging
Charging Mode MPPT
Battery Volt. 13.6 V
Current 2.4 A
PV Volt. 35.7 V
Charging Power 33.0 W

TD4611STU-TEST
State Charging
Charging Mode MPPT
Battery Volt. 27.3 V
Current 13.8 A
PV Volt. 83.2 V
Charging Power 377.0 W

TD2107
State No Charging
Charging Mode -

Specification

Meet more needs

45A 60A/12V -24V Solar panel Max. input voltage 120V

30A 40A/12V-24V-48V Solar panel Max. input voltage 150 V

LDSOLAR
PV
68.0 V
BAT
13.0 V
LDSOLAR
PV
68.0 V
BAT
13.0 V

High Efficiency

High precision, high conversion rate.

The iTD series controller uses a new generation of MPPT algorithm to improve tracking accuracy and speed. so that that energy los in the tracking proces is reduced, and the tracking time is reduced.

MPPT
Tracking Accuracy
≥99.5%

conversion efficiency
98%

LDSOLAR
PV
68.0 V
BAT
13.0 V



Protection

Power Limiting Protection

When the solar power generation power exceeds the rated power of the controller, it will limit the input power and work at the maximum rated power of the controller without damaging the controller.

LDSOLAR
68.0
13.0

Interface

New Interface

Restart the interface

Can enter RST to controller
Perform a reset restart

Fault Code Interface

different alarm codes, Long press the operation key to clear the fault.

Erro E00
12V
SLD

Charging current Setting

Charging current control, step 5A.

MPPT
PV
BAT
CUrr
60 A
12V
SLD

Protection

Common negative design, Start from solar panel

The application range is wider, especially for lithium battery systems, caravans, Communication base stations and other fields.

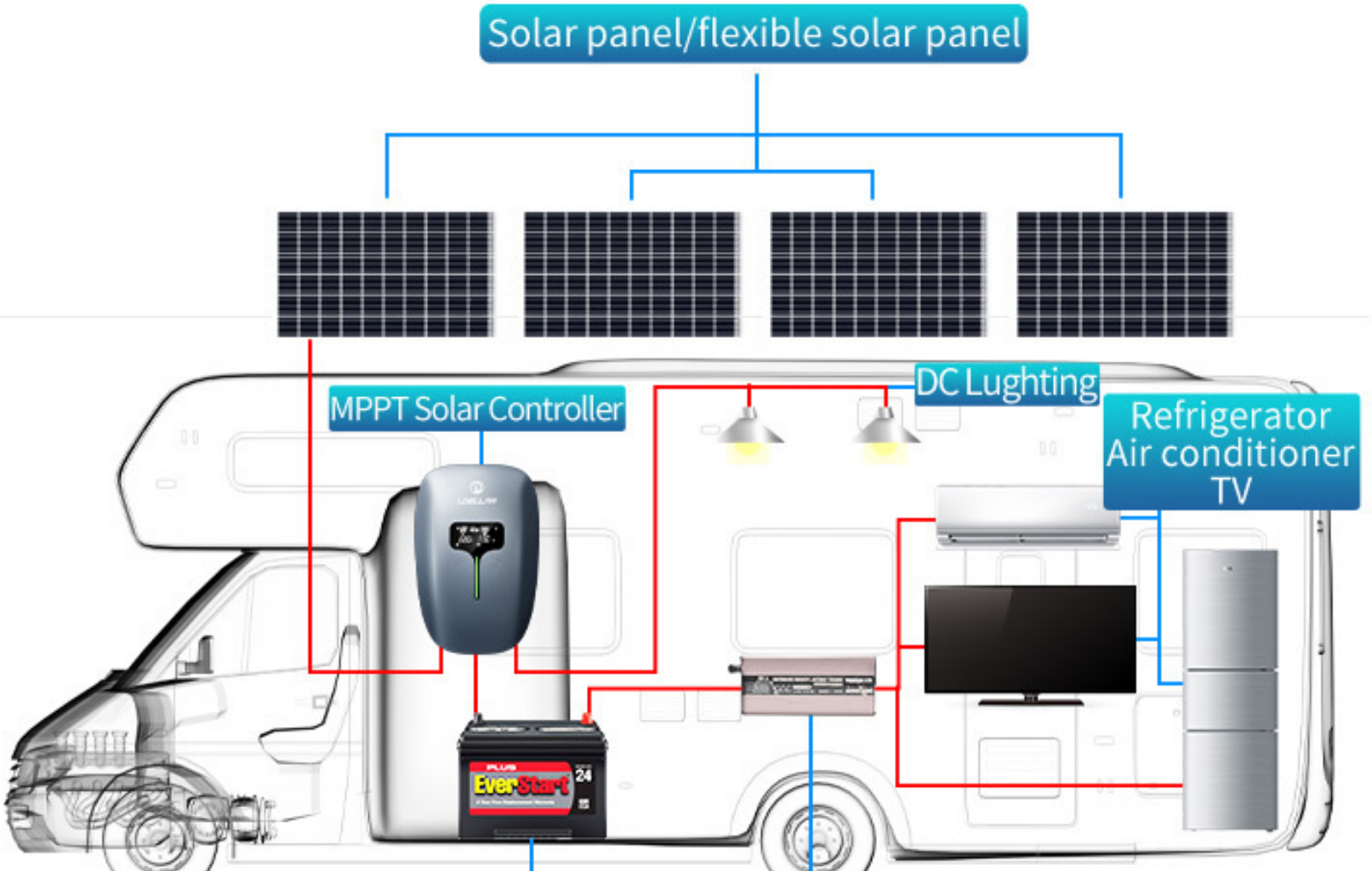

Lithium/Gel/multiple type of battery

DC To AC Inverter

battery

Support for lithium batteries and multiple battery types

LDSOLAR
MPPT
PV
68.0 V
BAT
13.0 V



Select

Choose MPPT solar controller that meets your need

Tracer Dream 50V Series	Tracer Dream 75V Series	Tracer Dream 100V TU Series	iTracer Dream Series	Tracer Dream 150V TU Series	Tracer Dream 200V Pro Series
Synchronous Rectification Technology	Synchronous Rectification Technology	Synchronous Rectification Technology	Synchronous Rectification Technology	Synchronous Rectification Technology	Multi Phase Synchronous Rectification Technology
MPPT tracking efficiency above 99.5%	MPPT tracking efficiency above 99.5%	MPPT tracking efficiency above 99.5%	MPPT tracking efficiency above 99.5%	MPPT tracking efficiency above 99.5%	MPPT tracking efficiency above 99.5%
Maximum charge conversion efficiency as	Maximum charge conversion efficiency as	Maximum charge conversion efficiency as	Maximum charge conversion efficiency as	Maximum charge conversion efficiency as	Maximum charge conversion efficiency as
/	2A USB*2	1A USB*1 (40A Not)	/	/	/
MC4+ Large Terminals	Customized large Terminals	Customized large Terminals (Red/Black)	Customized large Terminals (Red/Black)	Customized large Terminals (Red/Black)	Large Terminals
Black LED With Back light	LCD	LCD	Black LED With Back light	LCD	LCD
10A	15A,20A, 30A,40A	20A, 30A,40A	30A,40A or 45A,60A	45A,60A	60A,80A,100A or 50A
12V or 12V/24V	12V/24V	12V/24V	12V/24V/48V or 12V/24V	12V/24V/48V	12V/24V/48V or 96V
Charging	Charging and Discharging	Charging and Discharging	Charging	Charging	Charging
Max.50V Solar Input	Max.75V Solar Input	Max.100V Solar Input	Max.150V/120V Solar Input	Max.150V Solar Input	Max.200V Solar Input
/	/	Common Negative	Common Negative	Common Negative	Common Negative
Support Lithium	Support Lithium	Support Lithium	Support Lithium	Support Lithium	Support Lithium
Support Solar Starting	Support Solar Starting	Support Solar Starting	Support Solar Starting	Support Solar Starting	Support Solar Starting
Built-in Bluetooth/WiFi (optional)	Built-in Bluetooth/WiFi (optional)	Built-in Bluetooth/WiFi (optional)	External Bluetooth	External Bluetooth	External Bluetooth
/	/	RJ45	RJ45	RJ45	RJ45

/	/	External Bluetooth/WiFi (optional)	External WiFi (optional)	External WiFi (optional)	External WiFi (optional)
14 Safety Protections	16 Safety Protections	16 Safety Protections	14 Safety Protections	14 Safety Protections	14 Safety Protections
Real-time Energy Statistics Function	Real-time Energy Statistics Function	Real-time Energy Statistics Function	Real-time Energy Statistics Function	Real-time Energy Statistics Function	Real-time Energy Statistics Function
High-Temperature Charging Power Derating Protection	High-Temperature Charging Power Derating Protection	High-Temperature Charging Power Derating Protection	High-Temperature Charging Power Derating Protection	High-Temperature Charging Power Derating Protection	High-Temperature Charging Power Derating Protection
Power Limited Protection	Power Limited Protection	Power Limited Protection	Power Limited Protection	Power Limited Protection	Power Limited Protection
/	Multiple load work modes	Multiple load work modes	/	/	/
/	/	/	Dry Contact	Dry Contact	Double Dry Contacts
Free App Service	Free App Service	Free App Service	Free App Service	Free App Service	Free App Service

Note: LDSOLAR has the right to update the product without prior notice.
Subject to the purchase contract.

Parameter

Detailed Parameter

Item	iTD2412	iTD2612	iTD4315	iTD4415
System nominal voltage	12/24VDC Auto ①		12/24/48VDC Auto ①	
Rated charge current	45A	60A	30A	40A
Battery voltage range	8～32V		8～68V	
Max. PV open circuit voltage	② 110V		② 138V	
	③ 120V		③ 150V	

MPP voltage range	(Battery voltage +2V)～ 85V		(Battery voltage +2V)～ 108V	
Rated charge power	580W/12V 1170W/24V	800W/12V 1600W/24V	390W/12V 780W/24V 1560W/48V	520W/12V 1040W/24V 2080W/48V
Self-consumption	≤70mA(12V)/40mA(24V)/24mA(48V)			
LVD	11.0V ADJ 9V….12V; ×2/24V; ×4/48V			
LVR	12.6V ADJ 11V….13.5V; ×2/24V; ×4/48V			
Float voltage	13.8V ADJ 13V….15V; ×2/24V; ; ×4/48V			
Boost voltage	14.4V； ×2/24; ×4/48V Battery Voltage less than Boost Restart Voltage Start Boost charging for 2hours			
MPPT tracking efficiency	≥99.5%			
Max. Conversion	98%			
Grounding	Common negative			
Battery Type	Sealed(Default)/Gel/Flooded/LiFePO4/ Li(NiCoMn)O2/ User			
Temperature compensate Coefficient ④	-4mv/°C/2V			
Communication method	RS485(5VDC/200mA)			
Working environment temperature ◆	-20℃～+50℃(100% input and output)			
Storage temperature range	-20°C～+70°C			
Relative humidity	≤95%, N.C.			
Enclosure	IP30			

①When a lithium battery is used, the system voltage can’ t be identified automatically.

②At minimum operating environment temperature

③At 25°C environment temperature

④When a lithium battery is used, the temperature compensate coefficient will be 0.

◆The controller can work under full load in the working environment temperature, When the internal temperature is more than 80°C, the reducing power charging mode is turned on.

Detail

Details Highlight Quality

The quality of the product is good or bad, in addition to careful design, materials; It also has a lot to do with the production process.

贴片机
LDSOLAR
LDSOLAR

Professional production factory

BAT
PV
68.0 V
13.0 V
SLD
12V

Cover details



Baseplate details

After-sale warranty

1.Factory warranty

The PWM controller provides 1.5 years warranty, and the MPPT controller provides 3 years warranty.

2.Factory Commitment

We promise that the solar controllers produced by our company are full power, no fake marks. We promise that never use old components, "Fake one, Fine 100,000RMB".

3.Worry-free after sales

During the warranty period, non-artificial product failures occur, our company promises to replace new one for free. After “three-step confirmation " to quickly identify.