

# 390~420W

AS390-420M10-108

## MORE POWER

**UP TO 21.51%** Maximize the light absorption area, module efficiency up to 21.51 %.

**Low temperature coefficient (Pmax):** -0.35 % /°C.


**Better shading tolerance.**

## MORE RELIABLE

**Lower internal current, lower hot spot temperature.**

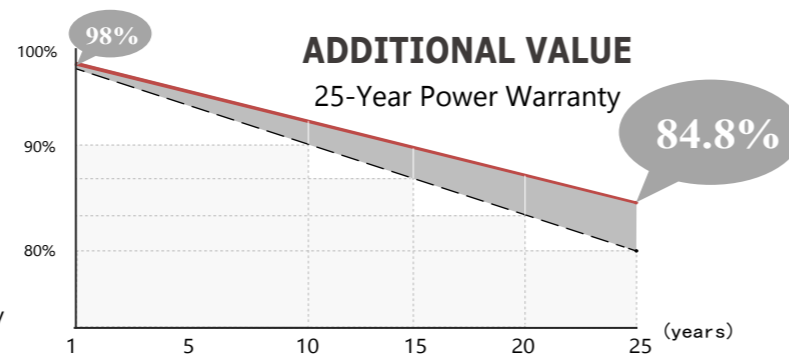
**Cell crack risk limited in small region, enhance the module reliability.**

**\*\*\* Heavy snow load up to 5400 Pa, wind load up to 2400 Pa.**



**12** 12-year Product Warranty

**25** 25-year Linear Performance Warranty



# 390-420W

Monofacial Half-Cell PV Module

## Weight

**21.0kgs±3%**

## Cells Type

**Mono 182x91mm**

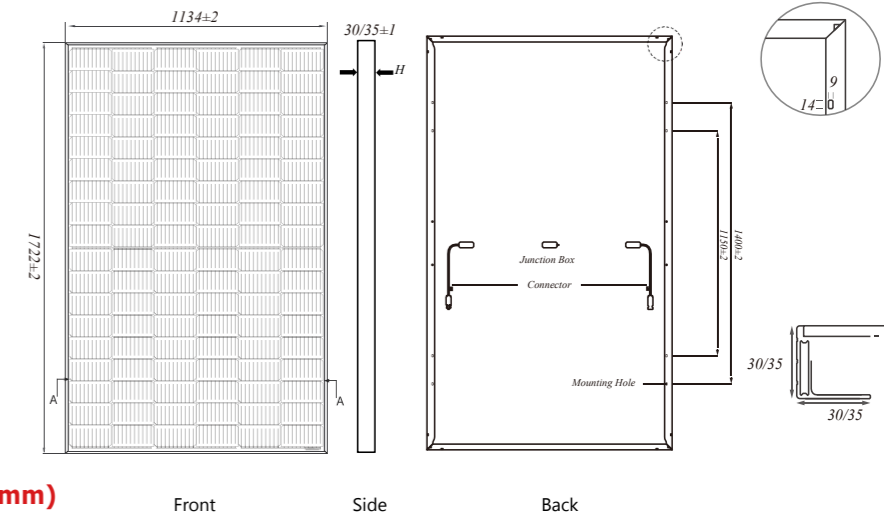
## Dimension(LxWxT)

**1722±2mmx1134±2mmx30/35±1mm**

## Packaging

**36pcs/pallet, 936pcs/40HQ container(30mm)**

**31pcs/pallet, 806pcs/40HQ container(35mm)**



Remark: customized frame color and cable length available upon request

## MECHANICAL SPECIFICATION

Cell	Mono
No.of cells	108(6x18)
Cable Length	300mm(+)/300mm(-)
Cable Cross Section Size	4mm <sup>2</sup> (IEC)
Junction Box	IP68,3 diodes
Connector	MC4 Compatible

## OPERATING PARAMETERS

Maximum System Voltage	1500VDC
Operating Temperature	-40°C~+85°C
Maximum Series Fuse	30A
Maximum StaticLoad,Front	5400Pa(112lb/ft <sup>2</sup> )
Maximum StaticLoad,Back	2400Pa(50lb/ft <sup>2</sup> )
Safety Class	Class II

## ELECTRICAL CHARACTERISTICS

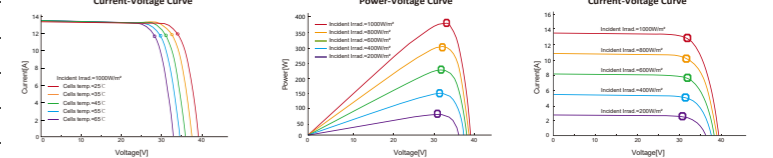
STC:AM1.5 1000W/m<sup>2</sup> 25°C NOCT:AM1.5 800W/m<sup>2</sup> 20°C 1m/s Test uncertainty for Pmax ±3%

Module Type	AS390M10-108		AS395M10-108		AS400M10-108		AS405M10-108		AS410M10-108		AS415M10-108		AS420M10-108	
	STC	NOCT	STC	NOCT	STC	NOCT	STC	NOCT	STC	NOCT	STC	NOCT	STC	NOCT
Testing Condition	STC	NOCT	STC	NOCT	STC	NOCT	STC	NOCT	STC	NOCT	STC	NOCT	STC	NOCT
Maximum Power(Pmax/W)	390	293.8	395	297.6	400	301.3	405	305.1	410	308.9	415	312.7	420	316.5
Open Circuit Voltage(Voc/V)	38.69	34.25	38.81	34.39	38.93	34.53	39.05	34.67	39.17	34.81	39.29	34.95	39.41	35.09
Short Circuit Current(Isc/A)	13.17	10.93	13.23	10.99	13.29	11.04	13.35	11.10	13.41	11.16	13.47	11.22	13.53	11.28
Voltage at Maximum Power(Vmp/V)	30.65	28.36	30.85	28.57	31.05	28.79	31.25	29.00	31.45	29.21	31.65	29.41	31.85	29.62
Current at Maximum Power(Imp/A)	12.74	10.36	12.83	10.41	12.90	10.47	12.97	10.52	13.04	10.57	13.12	10.62	13.19	10.67
Module Efficiency(%)	19.97		20.23		20.48		20.74		21.00		21.25		21.51	

## TEMPERATURE RATINGS

Norminal Operating Cell Temperature(NOCT)	45±2 C
Temperature Coefficient of Isc	+0.045%/C
Temperature Coefficient of Voc	-0.275%/C
Temperature Coefficient of Pmax	-0.350%/C

## I-V CURVE(AS390-420M10-108)



E-mail:[info@amo-solar.com](mailto:info@amo-solar.com) Website:[www.amosolarpv.com](http://www.amosolarpv.com)  
 Address: Flat/RM 803 Chevalier House 45-51 Chatham Road South Tsim Sha Tsui, KL, HK  
 Sales Center: Huijin International Building Xinjiekou Block, Nanjing, China  
 Sales Center: No.210, Qianshan Road, Shushan District, Hefei, Anhui, China

The specifications and key features contained in this datasheet may deviate slightly from our actual products due to the on-going innovation and product enhancement. Amosolar reserves the right to make necessary adjustment to the information described herein at any time without further notice. Please be kindly advised that PV modules should be handled and installed by qualified people who have professional skills and please carefully read the safety and installation instructions before using our PV modules.