



Lumina II



Super Power Output

SolarSpace advanced TOPCon cells combined with MBB and high-density encapsulation provides ultra-high power output



High Reliability

Excellent harsh tests results and advanced half-cell tech improve product reliability for long-term life cycle



Extra power generation

N-type wafers and cells bring ultralow LID&LeTID degradation, less than 1% 1st year degradation guaranteed, in addition lower temperature coefficient and better weak-light response provide extra power generation



High ROI

Bifacial power generation reduces BOS and system LCOE dramatically, promoting the project ROI

SolarSpace Technology Co., Ltd. was established in 2011, as a world leading solar cell and module manufacturer, concentrating on high efficient solar-technology production with 50GW+ capacity of solar cell and 5.7GW capacity of solar module in China and overseas.

*Please refer to SolarSpace for details

SSA-66HD

605-625N

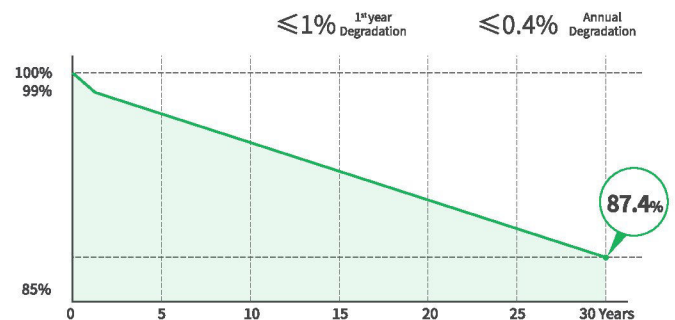
N-TOPCon Bifacial Dual Glass Module

625W

Maximum Power Output

23.14%

Maximum Module Efficiency



15 Years Product Warranty **30** Years Linear Power Warranty

Comprehensive Certificates

- IEC61215 • IEC61730
- IEC61701: Salt mist corrosion test • IEC62716: Ammonia corrosion test
- IEC60068: Dust and Sand test
- ISO9001:2015: Quality Management System
- ISO14001:2015: Environment Management System
- ISO45001:2018: Occupational Health and Safety Management Systems



Electric Characteristics (STC)

Module Type	SSA-66HD -605N	SSA-66HD -610N	SSA-66HD -615N	SSA-66HD -620N	SSA-66HD -625N
Maximum Power (Pmax) [W]	605	610	615	620	625
Open-Circuit Voltage (Voc)[V]	51.42	51.62	51.82	52.02	52.22
Maximum Power Voltage (Vmp) [V]	42.32	42.45	42.58	42.71	42.84
Short-Circuit Current (Isc)[A]	14.99	15.05	15.11	15.17	15.23
Maximum Power Current (Imp) [A]	14.31	14.38	14.45	14.52	14.59
Module Efficiency	22.40%	22.58%	22.77%	22.95%	23.14%

Irradiation 1000W/m², Cell Temperature 25°C, AM=1.5

Electric Characteristics (NMOT)

Module Type	SSA-66HD -605N	SSA-66HD -610N	SSA-66HD -615N	SSA-66HD -620N	SSA-66HD -625N
Maximum Power (Pmax) [W]	457	461	465	469	473
Open-Circuit Voltage (Voc)[V]	48.88	49.07	49.26	49.45	49.64
Maximum Power Voltage (Vmp) [V]	39.65	39.81	39.98	40.13	40.30
Short-Circuit Current (Isc)[A]	12.11	12.17	12.23	12.29	12.35
Maximum Power Current (Imp) [A]	11.54	11.59	11.64	11.69	11.74

Irradiance 800 W/m², Ambient Temperature 20 °C, Wind Speed 1 m/s, AM=1.5

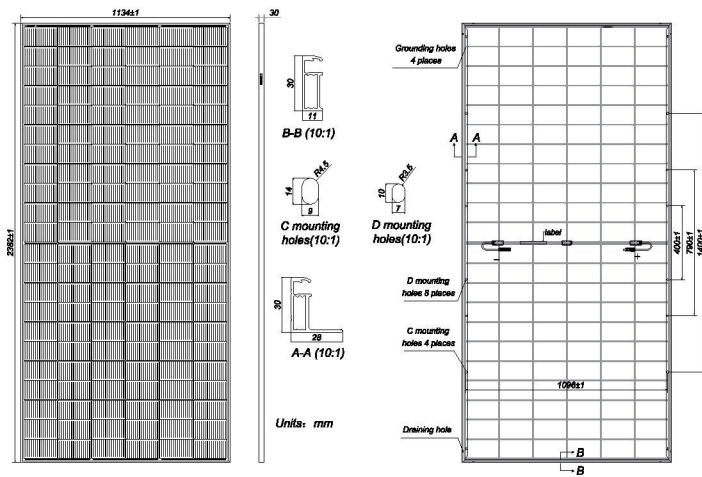
Bifacial Output-Rearside Power Gain (610W)

Power Gain	5%	10%	15%	20%	25%
Maximum Power (Pmax) [W]	641	671	702	732	763
Open-Circuit Voltage (Voc)[V]	51.64	51.64	51.64	51.66	51.66
Maximum Power Voltage (Vmp) [V]	42.45	42.45	42.45	42.47	42.47
Short-Circuit Current (Isc)[A]	15.79	16.57	17.35	18.13	18.91
Maximum Power Current (Imp) [A]	15.11	15.81	16.54	17.24	17.97

Temperature coefficients

Temperature coefficient of Isc	+0.045%/°C
Temperature coefficient of Voc	-0.260%/°C
Temperature coefficient of Pmax	-0.290%/°C
NMOT	45 ± 2°C

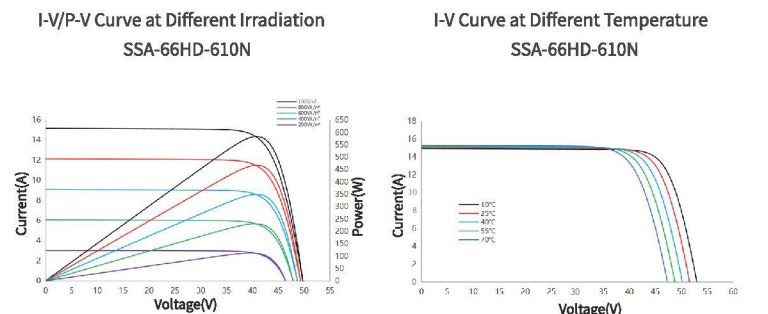
Engineering Design



Mechanical Characteristics

Cell Type	Mono TOPCon
Number of Cells	132(6x22)
Dimensions	2382X1134X30mm
Weight	33.5kg
Glass	Front Glass, 2.0mm AR coated semi-tempered glass Back Glass, 2.0mm glazed semi-tempered glass
Frame	Silver, Anodized Aluminum Alloy
Output Cables	4mm ² (IEC), 12AWG(UL), 300mm (including connector) or Customized Length
Junction Box	IP68 Rated, 3 diodes
Connector	MC4-EVO2 or MC4 Compatible
Packaging	36 Pieces/Pallet, 720 pieces/40' container

Characteristics



Operating Conditions

Maximum System Voltage	1500V DC (IEC)
Power Tolerance	0~+3%
Operating Temperature	-40°C~+85°C
Maximum Series Fuse Rating	30A
Mechanical Load Front Rear	5400Pa
Mechanical Load Back Rear	2400Pa
Bifaciality	80 ± 5%

