

SKYMAX^{series} RM-560W-182M/144

Monocrystalline PERC Module

2279×1134×35/30 182×91

Dimensions (mm)

Cell size (mm)

144 CELL 535-560Wp

Mono PERC

Power output

1500V DC 21.66%

Max. system voltage

Max. efficiency



KEY FEATURES

- Higher Power Output**
 Module power increases by 5-25% generally, bringing significantly lower LCOE and higher IRR. 0-5w positive tolerance output warranty.
- Most Advanced Production Technologies**
 Optimize module current profile, improve system-side power generation.
- Multi Busbar Technology**
 By improving optical utilization rate, power increases by 2~3% and efficiency increases by 0.4~0.6%.
- PID Resistance**
 Excellent Anti-PID performance guarantee via optimized mass-production process and material control.
- Low-light Performance**
 Excellent performance in low light.
- Enhanced Mechanical Load**
 Certified to withstand: wind load (2400 Pa) and snow load (5400 Pa).
- Durability Against Extreme Environmental Conditions**
 High salt mist and ammonia resistance certified by TUV NORD.
- EL Full Inspection**
 Dual-stage 100% EL Inspection.

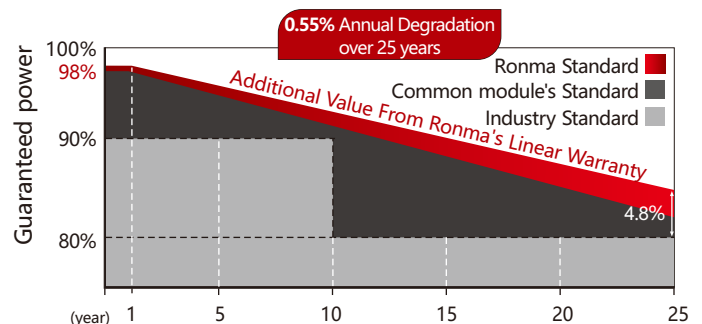


Comprehensive Products and System Certificates

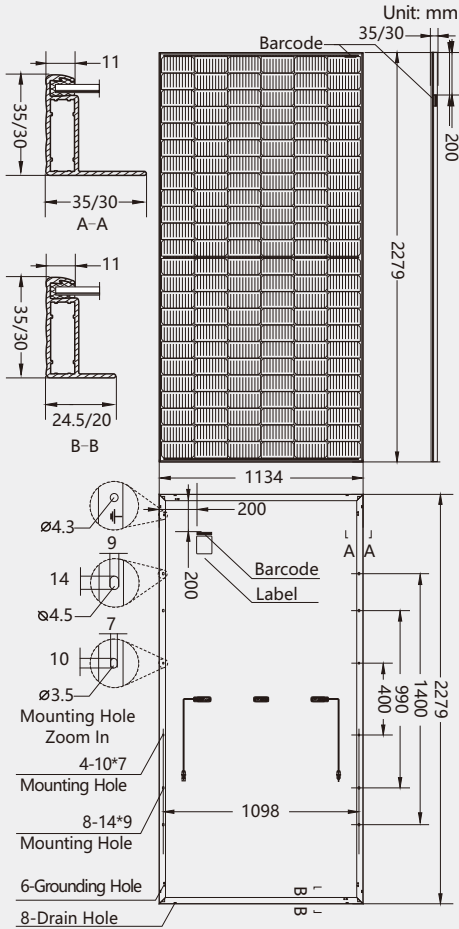
- IEC61215/IEC61730/IEC61701/IEC62716
- ISO 9001: Quality Management System
- ISO 14001: Environmental Management System
- ISO14064: Greenhouse Gases Emissions Verification
- OHSAS 18001: Occupational Health and Safety Management System

LINEAR PERFORMANCE WARRANTY

15-year product warranty / 25-year linear power warranty

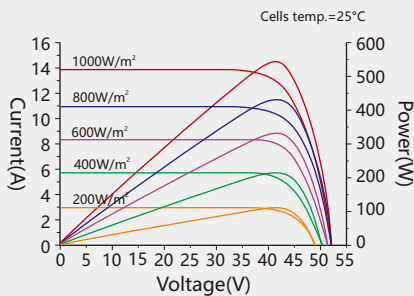


Dimensions of PV Module

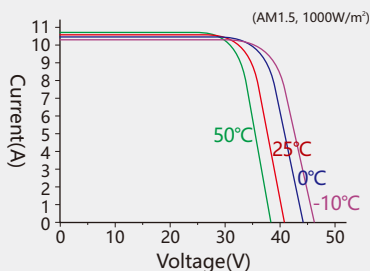


RM-550W-182M/144

I-V characteristics at different irradiances



I-V characteristics at different temperatures



ELECTRICAL DATA(STC)

Model Number	RM-535W-182M/144	RM-540W-182M/144	RM-545W-182M/144	RM-550W-182M/144	RM-555W-182M/144	RM-560W-182M/144
Rated Power in Watts-Pmax(Wp)	535	540	545	550	555	560
Open Circuit Voltage-Voc(V)	49.52	49.69	49.90	50.10	50.25	50.4
Short Circuit Current-Isc(A)	13.78	13.86	13.90	13.95	13.99	14.05
Max. Power Voltage-Vmpp(V)	41.55	41.72	41.90	42.10	42.25	42.4
Max. Power Current-Impp(A)	12.88	12.95	13.02	13.07	13.15	13.21
Module Efficiency(%)	20.70	20.89	21.09	21.28	21.48	21.66

STC: Irradiance 1000W/m², Cell Temperature 25°C, Air Mass AM 1.5.

MECHANICAL DATA

Solar Cells	Monocrystalline
Cell Size	182mm×91mm
Cell Configuration	144 cells (6×12+6×12)
Module Dimensions	2279×1134×35/30mm
Weight	27.5kg
Glass	High Transmission, Low Iron, Tempered ARC Glass 3.2mm
Back Sheet	White
Frame	Anodized Aluminium Alloy type 6005 T6, Silver Color
J-box	IP68, 1500V DC, 3 Diodes
Cable	4.0mm ² , (+) 300mm, (-) 200mm (Connector Included) Length can be customized
Connector	MC4-compatible

TEMPERATURE & MAXIMUM RATINGS

Nominal Operating Cell Temperature (NOCT)	44°C ± 2°C
Temperature Coefficient of Voc	-0.27%/°C
Temperature Coefficient of Isc	0.04%/°C
Temperature Coefficient of Pmax	-0.36%/°C
Operational Temperature	-40°C ~ +85°C
Max. System Voltage	1500V DC
Max. Series Fuse Rating	25A

PACKAGING CONFIGURATION

Height of Modules (mm)	35	30
Number of Modules Per Pallet	31	36
Packaging Box Dimensions (l×w×h) (mm)	2300×1120×1260	2300×1120×1260
Box Gross Weight (kg)	885	1020
Number of Modules Per 40ft (HQ) Container	620	720
Number of Pallets Per 40ft (HQ) Container	20	20

CAUTION: READ SAFETY AND INSTALLATION INSTRUCTIONS BEFORE USING THE PRODUCT
©2023 Ronma Solar. All rights reserved. Specifications included in this datasheet are subject to change without notice.

