



Lumina I



High Power Output

With 210 large wafer technology and slicing technology, multi-grid technology, high-density module packaging to ensure higher power output of modules



High Reliability

Excellent harsh tests results and advanced half-cell tech improve product reliability for long-term life cycle



More Power Generation

Gallium doped wafers reduce annual power degradation, optimized circuit design ensures more power generation under shading



High ROI

Bifacial power generation reduces BOS and system LCOE dramatically, promoting the project ROI

SolarSpace Technology Co., Ltd. was established in 2011, as a world leading solar cell and module manufacturer, concentrating on high efficient solar-technology production with 50GW+ capacity of solar cell and 5.7GW capacity of solar module in China and overseas.

*Please refer to SolarSpace for details

SS9-60HD

585-605M

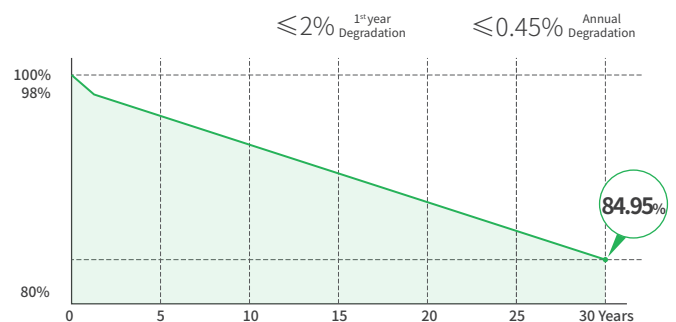
Bifacial Dual Glass Module

605W

Maximum Power Output

21.38%

Maximum Module Efficiency



15Years Product Warranty **30**Years Linear Power Warranty

Comprehensive Certificates

- IEC61215 •IEC61730
- IEC61701:Salt mist corrosion test •IEC62716:Ammonia corrosion test
- IEC60068:Dust and Sand test
- ISO9001:2015: Quality Management System
- ISO14001:2015: Environment Management System
- ISO45001:2018: Occupational Health and Safety Management Systems



Electric Characteristics (STC)

Module Type	SS9-60HD -585M	SS9-60HD -590M	SS9-60HD -595M	SS9-60HD -600M	SS9-60HD -605M
Maximum Power (Pmax) [W]	585	590	595	600	605
Open-Circuit Voltage (Voc)[V]	40.80	41.00	41.20	41.40	41.60
Maximum Power Voltage (Vmp) [V]	34.20	34.40	34.60	34.80	35.00
Short-Circuit Current (Isc)[A]	18.27	18.32	18.37	18.42	18.47
Maximum Power Current (Imp) [A]	17.11	17.16	17.21	17.26	17.31
Module Efficiency	20.67%	20.85%	21.02%	21.20%	21.38%

Irradiation 1000W/m², Cell Temperature 25°C, AM=1.5

Bifacial Output-Rearside Power Gain (595W)

Power Gain	5%	10%	15%	20%	25%
Maximum Power (Pmax) [W]	625	655	684	714	744
Open-Circuit Voltage (Voc)[V]	41.10	41.10	41.10	41.10	41.10
Maximum Power Voltage (Vmp) [V]	34.70	34.70	34.70	34.70	34.70
Short-Circuit Current (Isc)[A]	19.34	20.26	21.18	22.10	23.02
Maximum Power Current (Imp) [A]	18.02	18.88	19.74	20.60	21.46

Electric Characteristics (NMOT)

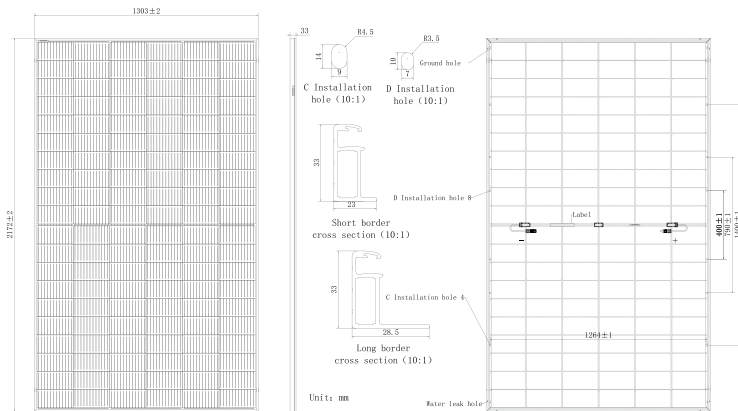
Module Type	SS9-60HD -585M	SS9-60HD -590M	SS9-60HD -595M	SS9-60HD -600M	SS9-60HD -605M
Maximum Power (Pmax) [W]	439	442	446	450	454
Open-Circuit Voltage (Voc)[V]	38.60	38.80	39.00	39.20	39.40
Maximum Power Voltage (Vmp) [V]	32.10	32.30	32.50	32.70	32.90
Short-Circuit Current (Isc)[A]	14.73	14.76	14.78	14.81	14.85
Maximum Power Current (Imp) [A]	13.68	13.71	13.74	13.77	13.81

Irradiance 800 W/m², Ambient Temperature 20 °C, Wind Speed 1 m/s, AM=1.5

Temperature coefficients

Temperature coefficient of Isc	+0.046%/°C
Temperature coefficient of Voc	-0.260%/°C
Temperature coefficient of Pmax	-0.330%/°C
NMOT	45±2°C

Engineering Design

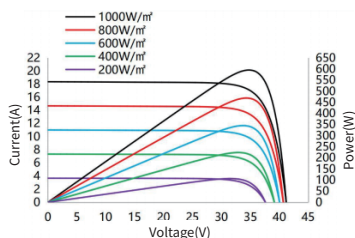


Mechanical Characteristics

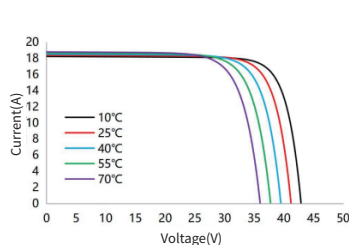
Cell Type	Mono PERC (G12)
Number of Cells	120(6x20)
Dimensions	2172X1303X33mm
Weight	34.5kg
Glass	Front Glass, 2.0mm AR coated semi-tempered glass Back Glass, 2.0mm glazed semi-tempered glass
Frame	Silver, Anodized Aluminum Alloy
Output Cables	4mm ² (IEC), 12AWG(UL) 300mm (including connector) or Customized Length
Junction Box	IP68 Rated, 3 diodes
Connector	MC4-EVO2 or MC4 Compatible
Packaging	33 Pieces/Pallet, 594 pieces/40' container

Characteristics

I-V/P-V Curve at Different Irradiation
SS9-60HD-595M



I-V Curve at Different Temperature
SS9-60HD-595M



Operating Conditions

Maximum System Voltage	1500V DC (IEC)
Power Tolerance	0~+3%
Operating Temperature	-40°C~+85°C
Maximum Series Fuse Rating	30A
Mechanical Load Front Rear	5400Pa
Mechanical Load Back Rear	2400Pa
Bifaciality	70±10%