

# SATURN 3

# SOLAR DEPOT

## MODULE WITH DUAL GLASS

# RS3-445~465MG-E2

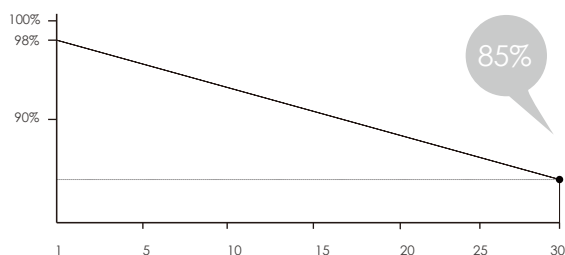
P-Type /Positive power tolerance of 0~+3%/Max module efficiency 21.39%

- Suitable for ground power plants and distributed projects
- Advanced module technology delivers superior module efficiency
  - Gallium-doped Wafer · Non destructive cutting · MBB half-cut
- Excellent power generation performance
  - Excellent IAM and Weak light response · Low temperature ratings
  - 0.45% linear Power decline
- High module quality ensures long-term reliability
  - Strict selected material · Advanced technology · Leading standard
- Ultra-hydrophilic self-cleaning coating techniques



Complete System  
and IEC Product Certification

IEC 61215(2016), IEC 61730(2016) ISO9001:  
2015:Quality Management System ISO14001:  
2015:Environment Management System  
ISO45001:2018:Occupational Health  
and Safety Management System

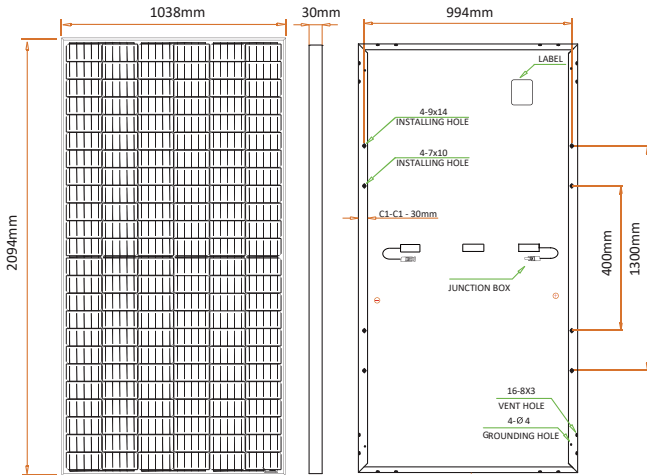


30-Year excess linear power output warranty

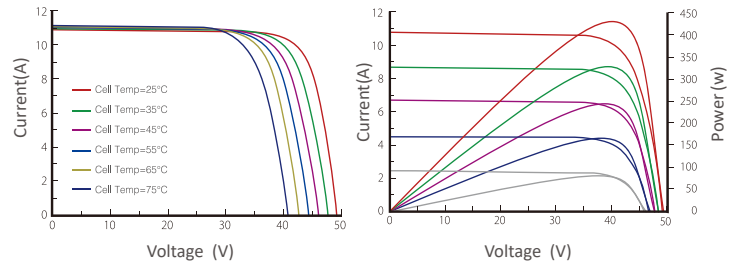


## RS3-445~465MG-E2

MODULE WITH DUAL GLASS



Drawing Only for Reference



Electrical Characteristics STC	RS3-445MG-E2	RS3-450MG-E2	RS3-455MG-E2	RS3-460MG-E2	RS3-465MG-E2
Maximum Power (Pmax)	445W	450W	455W	460W	465W
Power Tolerance	0~+5W	0~+5W	0~+5W	0~+5W	0~+5W
Module Efficiency	20.47%	20.70%	20.93%	21.16%	21.39%
Maximum Power Current (Imp)	10.78A	10.85A	10.92A	10.98A	11.05A
Maximum Power Voltage (Vmp)	41.30V	41.50V	41.70V	41.90V	42.10V
Short Circuit Current (Isc)	11.53A	11.60A	11.66A	11.73A	11.79A
Open Circuit Voltage (Voc)	49.10V	49.30V	49.50V	49.70V	49.90V

Values at Standard Test Conditions STC(AM1.5, Irradiance 1000W/m<sup>2</sup>, Cell Temperature 25°C)

Electrical Characteristics NOCT	RS3-445MG-E2	RS3-450MG-E2	RS3-455MG-E2	RS3-460MG-E2	RS3-465MG-E2
Maximum Power (Pmax)	334.3W	338.0W	341.8W	345.5W	349.3W
Maximum Power Current (Imp)	8.70A	8.75A	8.81A	8.86A	8.91A
Maximum Power Voltage (Vmp)	38.40V	38.60V	38.80V	38.90V	39.20V
Short Circuit Current (Isc)	9.35A	9.41A	9.46A	9.51A	9.56A
Open Circuit Voltage (Voc)	46.20V	46.40V	46.50V	46.70V	46.90V

NOCT, Irradiance of 800W/m<sup>2</sup>, AM1.5, Ambient Temperature 20 °C, wind Speed 1m/s.

### Mechanical Characteristics

Cell Type	MonoP-Type,166x166(±1)mm,144(6x24)Half-Cut cells
Glass	2mm+2mm,High Transmission,Heat Strengthened Glass
Frame	Anodized Aluminum Alloy
Junction Box	IP68 Rated, With Bypass Diodes
Dimension	2094×1038×30mm
Output Cable	4 mm <sup>2</sup> (EU),300 mm,length can be customized
Weight	28kg
Installation Hole Location	See Drawing Above

### Packing Information

Container	40' HQ
Pallets per Container	22
Pieces per Container	792

### Characteristics

Temperature Coefficient of Voc	-0.27%/°C
Temperature Coefficient of Isc	+0.048%/°C
Temperature Coefficient of Pmax	-0.35%/°C
Nominal Operating Cell Temperature (NOCT)	45°C±2°C

Remark:Electrical data in this catalog do not refer to a single module and they are not part of the offer.They only serve for comparison among different module types.

### Maximum Ratings

Operating Temperature	-40°C~+85°C
Maximum System Voltage	1500VDC
Maximum Series Fuse Rating	20A

Note: Please read the safety and installation instructions before using this product Solar Depot Incorporated  
 Tel: 765-273-3767 Email: sales@solardepotonline.com Web: www.solardepotonline.com  
 Version number:RS-T3-011-A