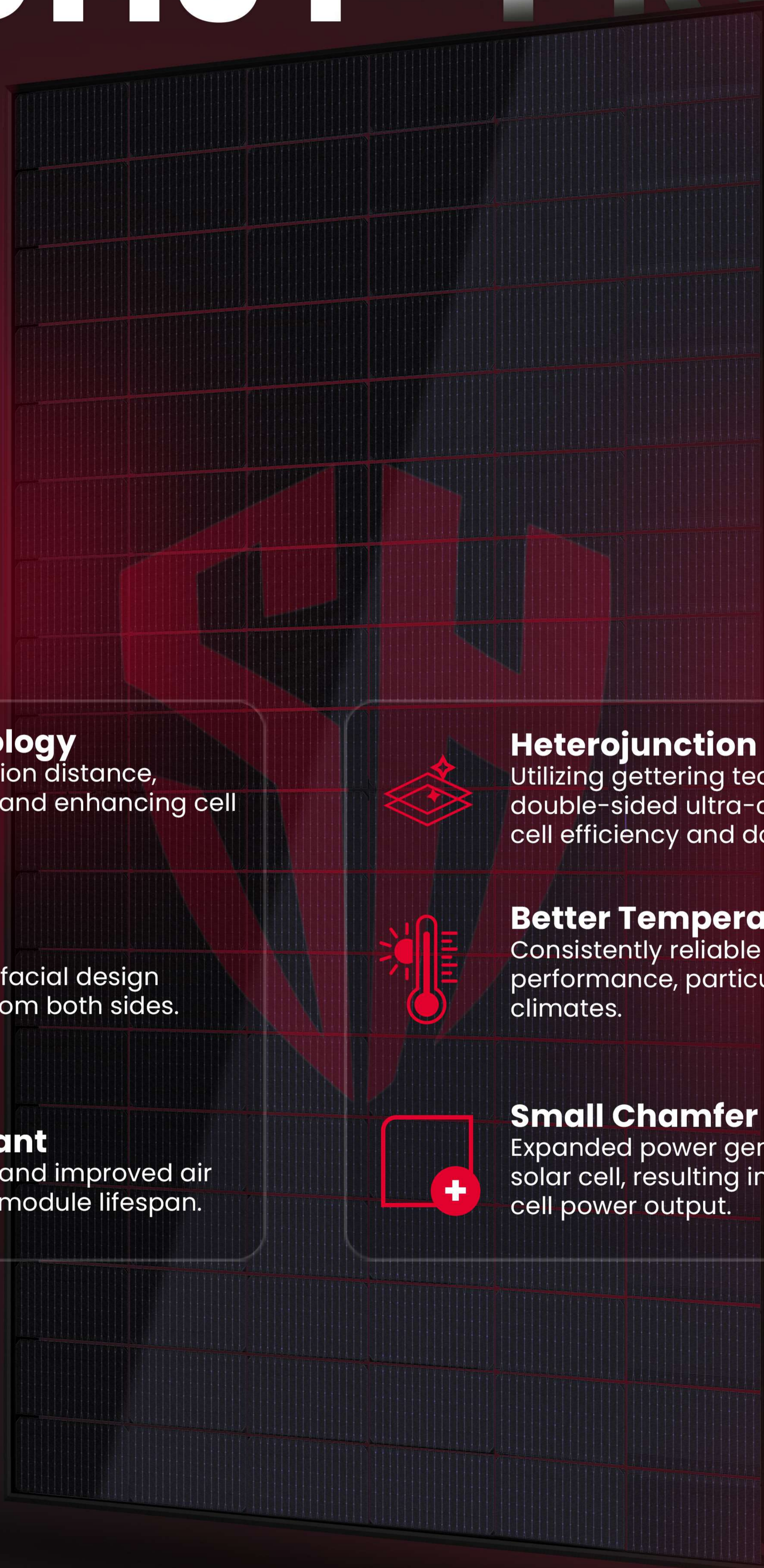


# HERO<sup>®</sup>PV

## 440HJT-PRO2



**SMBB  
DESIGN**

### SMBB design Technology

Reduced current transmission distance, minimizing resistive losses and enhancing cell efficiency.

**UP TO  
95%**

### Up to 95% Bifacility

The inherent symmetrical bifacial design boosts energy production from both sides.




### Sealing with PIB sealant

Enhanced water resistance and improved air impermeability, prolonging module lifespan.




### Heterojunction Technology

Utilizing gettering techniques alongside double-sided ultra-crystalline silicon to optimize cell efficiency and double power output.



### Better Temperature Coefficient

Consistently reliable power generation performance, particularly advantageous in hot climates.



### Small Chamfer Design

Expanded power generation surface area on the solar cell, resulting in a 1% increase in individual cell power output.

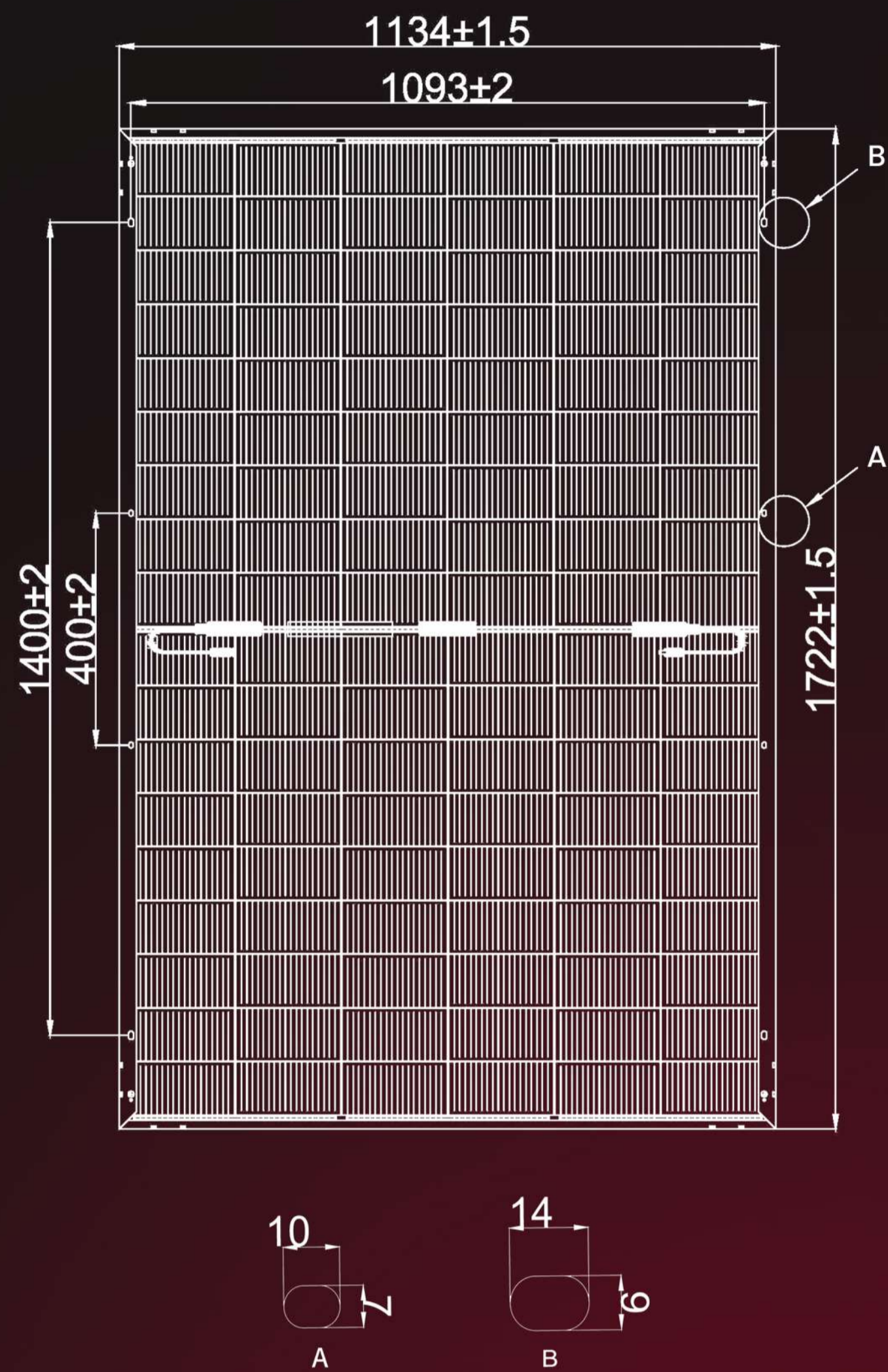


30  
YEAR  
Materials and  
workmanship warranty



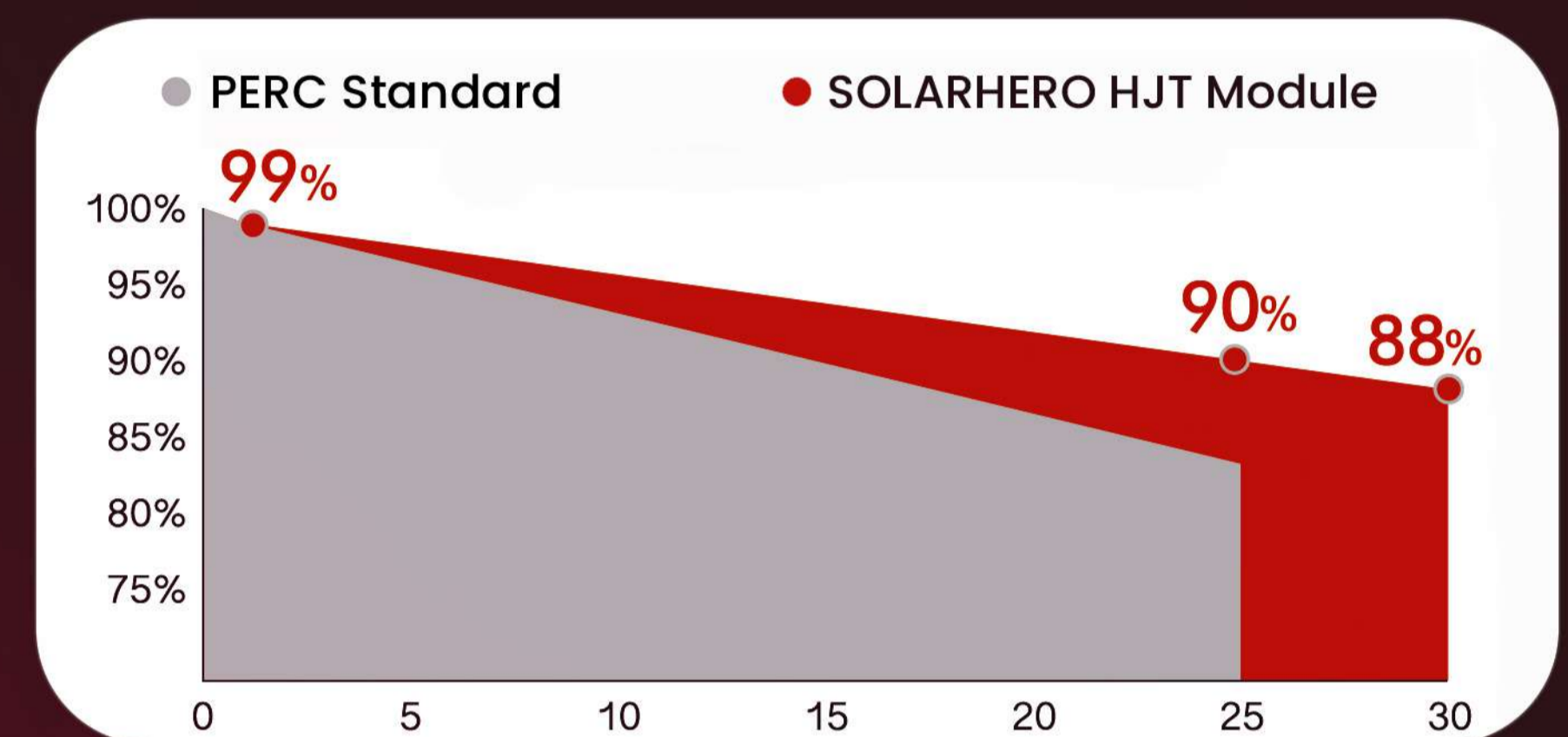
30  
YEAR  
Linear power  
warranty

## Engineering Drawings



## Safety & Warranty

Safety Class	Class II
Product Warranty	30 year Workmanship warranty
Product Warranty	30 year Linear* power warranty
* Less than 1% attenuation in the 1st year, the annual attenuation from the 2nd year is no more than 0.375%, and the power is no less than 88% until the 30th year.	
Container Size	40'
Pallets Per Container	26
Modules Per Pallet (pcs)	36



## Electrical Characteristic

Testing condition	Front Side
Nominal Max. Power(Pmax/Wp)	440
Open Circuit Voltage(Voc/V)	41.41
Short Circuit Current(Isc/A)	13.05
Operating Voltage(Vmp/V)	35.12
Operating Current(Imp/A)	12.53
Efficiency(%)	22.53

STC \*: Irradiance = 1000 W/m<sup>2</sup>, Cell Temperature = 25°C, AM = 1.5

## Mechanical Characteristics

Cell Size	HJT Mono 182X91.75mm
Module Size	1722X1134X30mm
Glass Thickness	Double Glass, 2.0/1.6mm
Module Weight	26kg / 22kg
Output Cable	4mm <sup>2</sup> , cable length 1200mm (can be customized)
Connector	MC4 Original
Junction Box	IP68
Frame	Anodized aluminium alloy

## BSTC\*\*

Maximum Power (Pmax)	480W	485W	490W	495W
Optimum Operating Voltage (Vmp)	34.60V	34.86V	35.12V	35.38V
Optimum Operating Current (Imp)	13.88A	13.92A	13.96A	14.00A
Open Circuit Voltage (Voc)	40.87V	41.14V	41.41V	41.68V
Short Circuit Current	14.46A	14.49A	14.53A	14.57A

\*\*BSTC: Front side irradiation 1000W/m<sup>2</sup>, back side reflection irradiation 135W/m<sup>2</sup>, AM=1.5, ambient temperature 25 °C.

## Temperature Characteristic

Short Circuit Current(Isc)	+0.04%/°C
Open Circuit Voltage(Voc)	-0.240%/°C
Nominal Max. Power(Pmax)	-0.260%/°C
NMOT	42±2°C

## Operating Parameters

Max. System Voltage	DC1500V	Max. Fuse Rated Current	25A
Power Tolerance	3%	Front Static Load	Snow load 5400Pa, Wind Load 2400Pa
Operating Temperature	-40°C ~ +85°C	Packing Specification	36pcs/Pallet; 216(20GP); 936(40HQ)

Measurement tolerance of the rated power 3% depending on equipment. The specifications and average values can vary slightly. A possible light-induced degradation after commissioning is not taken into account.