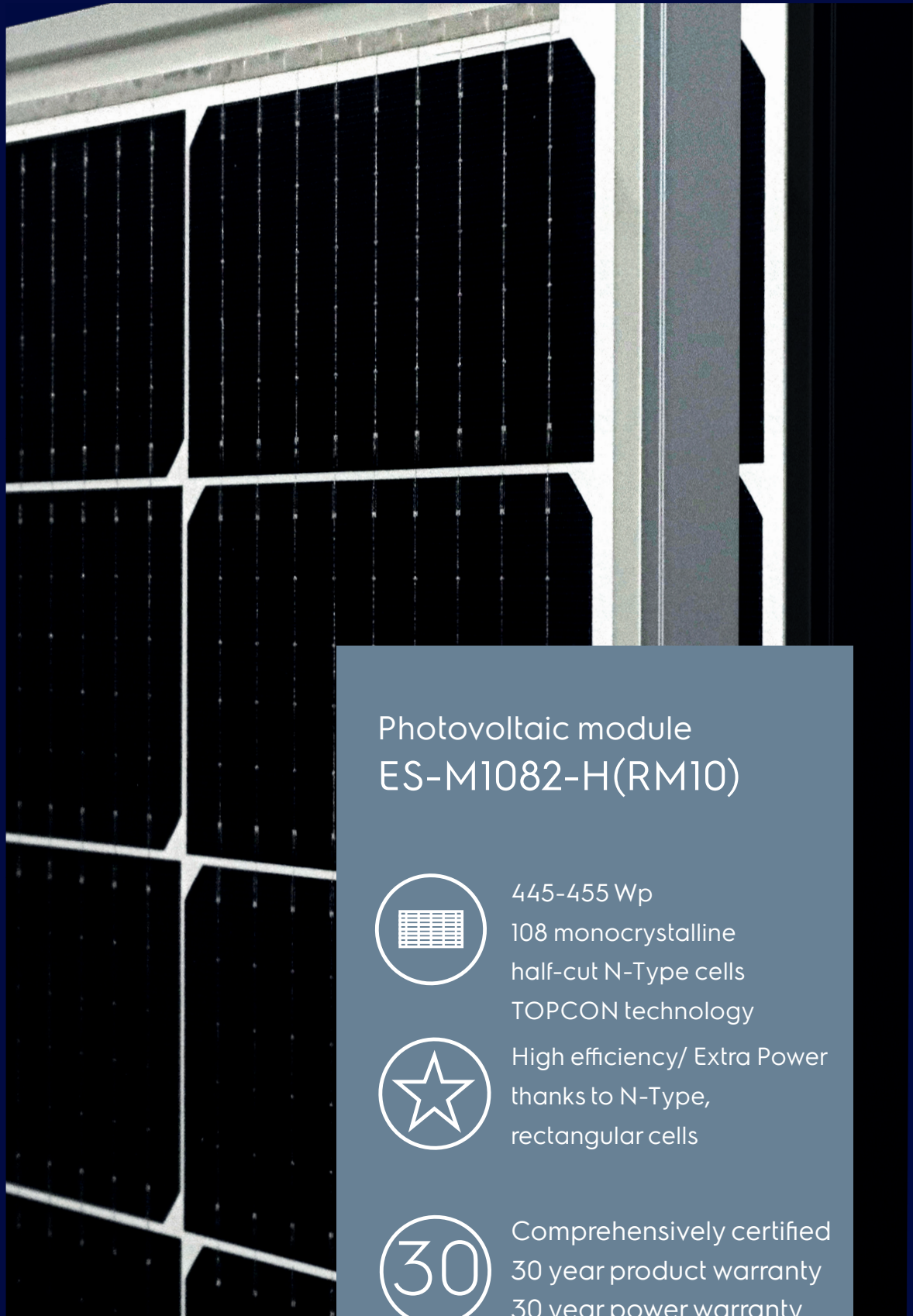




Electrolux



Photovoltaic module ES-M1082-H(RM10)



445-455 Wp
108 monocrystalline
half-cut N-Type cells
TOPCON technology



High efficiency/ Extra Power
thanks to N-Type,
rectangular cells



Comprehensively certified
30 year product warranty
30 year power warranty

ES-M1082-H(RM10) / N - TYPE TOPCON PHOTOVOLTAIC MODULE

PRODUCT SERIES & NAMECODE (PNC)	
ELECTROLUX	
ES-M1082-H(RM10)-445/450/455 (silver frame, white backsheet)	
ES-M1082-H(RM10)-445/450/455 (black frame, white backsheet)	

ELECTRICAL CHARACTERISTICS AT STC ^{1,2}				
Nominal Power (Pmax)	[Wp]	445	450	455
Power Sorting ³	[W]	0-5	0-5	0-5
Maximum Power Voltage (Vmp)	[V]	33.11	33.32	33.53
Maximum Power Current (Imp)	[A]	13.45	13.51	13.57
Open Circuit Voltage (Voc)	[V]	39.42	39.62	39.82
Short Circuit Current (Isc)	[A]	13.99	14.05	14.11
Module Efficiency (ηm)	[%]	22.27	22.52	22.77
Maximum System Voltage	[V]	1000	1000	1000
Maximum Series Fuse	[A]	25	25	25

ELECTRICAL CHARACTERISTICS AT NMOT ⁴				
Maximum Power (Pmax)	[W]	335	339	343
Maximum Power Voltage (Vmp)	[V]	30.86	31.06	31.25
Maximum Power Current (Imp)	[A]	10.89	10.94	10.99
Open Circuit Voltage (Voc)	[V]	37.51	37.70	37.89
Short Circuit Current (Isc)	[A]	11.25	11.30	11.35

MECHANICAL CHARACTERISTICS		
Solar cells	monocrystalline [pcs]	108
	Dimensions [mm]	RM10 Half-cut [182 x 199]
Front glass	high-transparency	
	Thickness [mm] / [in]	3.2 / 0.126
Backsheet	White	
Encapsulant	EVA	
Frame	Anodized aluminum alloy	Silver or Black
Junction box	Split-type, IP68	
	Bypass diodes	3
UV-resistant cables	Length [mm] / [in]	1100/43.31
	Section [mm ²] / [AWG]	4.0/12.0
Connectors	MC4-Compatible	
Dimensions	H x L x W [mm]	1762 x 1134 x 30
	H x L x W [in]	69.37 x 44.64 x 1.18
Weight	[kg] / [lbs]	21.5 / 46.96
Maximum load	Wind / Snow [Pa]	2400 / 5400
Fire Class	Class C	

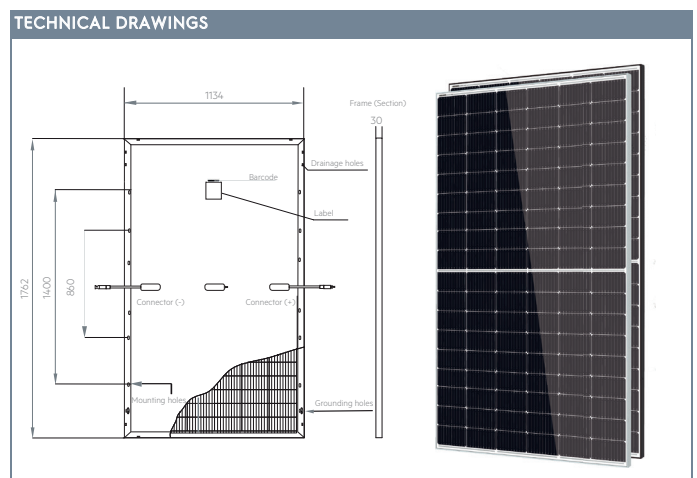
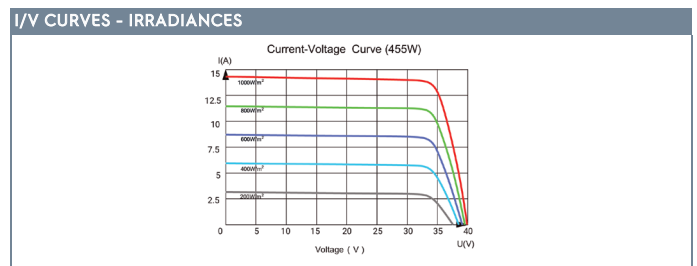
PACKAGING		
Packing configuration	[pcs/pallet]	36
Loading capacity	[pcs/40 ft container]	936

NOTES
1-Standard Test Conditions (STC): Irradiance 1000 W/m ² , Air Mass AM = 1.5, Cell Temperature 25°C
2-Measurement tolerances (IEC 61215:2016): Pmax±3%, Voc±3%, Isc±4%
3-Electrolux photovoltaic modules are classified according to a principle of positive power tolerance: the Power Output measured at STC of the delivered modules exceeds their assigned Nameplate Nominal Power
4-NMOT: Nominal Operating Temperature of Module, Irradiance 800 W/m ² , Wind Speed 1m/s, Ambient Temperature 20°C, Air Mass AM=1.5
5-Full text of the Warranty Terms available at: www.electroluxsolar.com .
6-(HE/GB) No less than 99% of the minimum *Peak Power at STC* in the first year, power output decline no more than 0.4% per year thereafter, ending with 87.4%.
Dimensions in the technical picture are expressed in mm with tolerance ±2 mm (±0.079 ") / Version 2023.12.01.EN © Solar Solutions Group. Specifications in this datasheet are subject to change without notice.
Electrolux is a registered trademark used under license from AB Electrolux (publ).

CERTIFICATIONS	
System	ISO 9001, ISO 14001, ISO 45001
Product	IEC 61215-1:2016, IEC 61215-1-1:2016, IEC 61215-2:2016, IEC 61730-1/-2:2016, EN 61215-1:2016, EN 61215-1-1:2016, EN IEC 61730-1/-2:2018, EN IEC 61730-1/-2:2018/AC:2018-06

WARRANTIES		
Product warranty ⁴	[years]	30
Performance warranty (linear) ⁵	[years]	30

TEMPERATURE CHARACTERISTICS		
NMOT	[°C]	45 (±2)
Pmax Temp. Coefficient (γ)	[%/°C]	-0.31
Voc Temp. Coefficient (β)	[%/°C]	-0.25
Isc Temp. Coefficient (α)	[%/°C]	0.06
Operating temperature	[°C]	-40~+85



CONTACT US

info@electroluxsolar.com
www.electroluxsolar.com