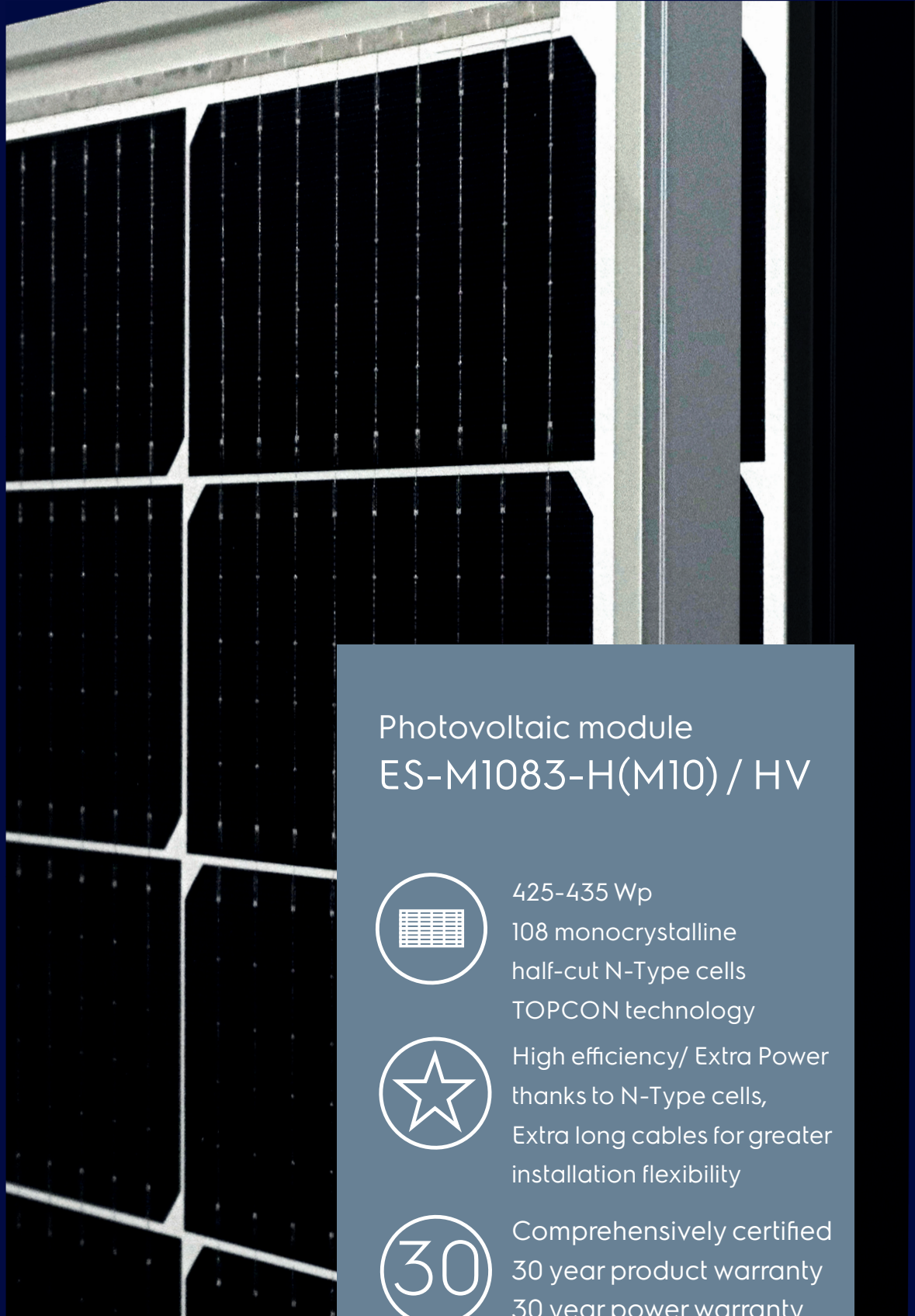




Electrolux



Photovoltaic module ES-M1083-H(M10) / HV



425-435 Wp
108 monocrystalline
half-cut N-Type cells
TOPCON technology



High efficiency/ Extra Power
thanks to N-Type cells,
Extra long cables for greater
installation flexibility



Comprehensively certified
30 year product warranty
30 year power warranty

ES-M1083-H(M10) / HV / N - TYPE TOPCON PHOTOVOLTAIC MODULE

PRODUCT SERIES & NAMECODE (PNC)	
ELECTROLUX	
ES-M1083-H(M10)-425/430/435/HV (silver frame)	
ES-M1083Z-H(M10)-425/430/435/HV (black frame)	

ELECTRICAL CHARACTERISTICS AT STC ^{1,2}				
Nominal Power (Pmax)	[Wp]	425	430	435
Power Sorting ³	[W]	0-5	0-5	0-5
Maximum Power Voltage (Vmp)	[V]	32.1	32.27	32.44
Maximum Power Current (Imp)	[A]	13.24	13.33	13.41
Open Circuit Voltage (Voc)	[V]	38.20	38.40	38.6
Short Circuit Current (Isc)	[A]	13.98	14.09	14.19
Module Efficiency (ηm)	[%]	21.8	22.0	22.3
Maximum System Voltage	[V]	1500	1500	1500
Maximum Series Fuse	[A]	25	25	25

ELECTRICAL CHARACTERISTICS AT NMOT ⁴				
Maximum Power (Pmax)	[W]	319.6	323.4	327.1
Maximum Power Voltage (Vmp)	[V]	30.21	30.37	30.53
Maximum Power Current (Imp)	[A]	10.58	10.65	10.71
Open Circuit Voltage (Voc)	[V]	36.29	36.48	36.67
Short Circuit Current (Isc)	[A]	11.28	11.37	11.46

MECHANICAL CHARACTERISTICS		
Solar cells	monocrystalline [pcs]	108
	Dimensions [mm]	M10 Half-cut [182 x 91]
Front glass	high-transparency	
	Thickness [mm] / [in]	3.2 / 0.13
Backsheet	White	
Encapsulant	EVA	
Frame	Anodized aluminum alloy	Silver or Black
Junction box	Split-type, IP68	
	Bypass diodes	3
UV-resistant cables	Length [mm] / [in]	1200/47.24
	Section [mm ²] / [AWG]	4.0/12.0
Connectors	MC4-Compatible	
Dimensions	H x L x W [mm]	1722 x 1134 x 30
	H x L x W [in]	67.79 x 44.65 x 1.18
Weight	[kg] / [lbs]	21.3 / 46.96
Maximum load	Wind / Snow [Pa]	2400 / 5400
Fire Class	Class C	

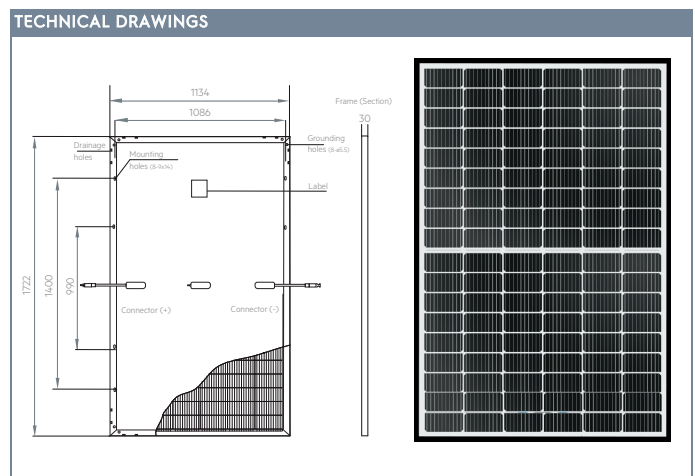
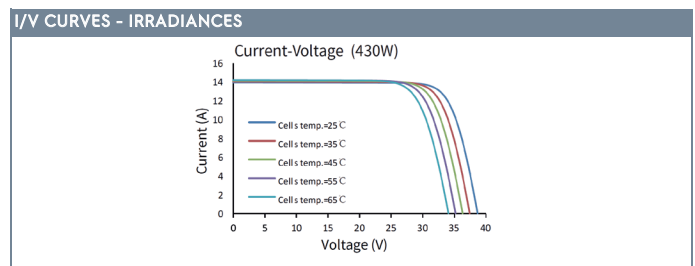
PACKAGING		
Packing configuration	[pcs/pallet]	36
Loading capacity	[pcs/40 ft container]	936

NOTES
1-Standard Test Conditions (STC): Irradiance 1000 W/m ² , Air Mass AM = 1.5, Cell Temperature 25°C
2-Measurement tolerances (IEC 61215:2016): Pmax±3%, Voc±3%, Isc±5%
3-Electrolux photovoltaic modules are classified according to a principle of positive power tolerance: the Power Output measured at STC of the delivered modules exceeds their assigned Nameplate Nominal Power
4-NMOT: Nominal Operating Temperature of Module, Irradiance 800 W/m ² , Wind Speed 1m/s; Ambient Temperature 20°C, Air Mass AM=1.5
5-Full text of the Warranty Terms available at: www.electroluxsolar.com .
6-(HE/GB) No less than 99% of the minimum "Peak Power at STC" in the first year; power output decline no more than 0.4% per year thereafter, ending with 87.4%.
Dimensions in the technical picture are expressed in mm with tolerance ±2 mm (±0.079 ") / Version 2023.12.01.EN © Solar Solutions Group. Specifications in this datasheet are subject to change without notice.
Electrolux is a registered trademark used under license from AB Electrolux (publ).

CERTIFICATIONS		
System	ISO 9001, ISO 14001, ISO 45001	
Product	IEC61215-1:2016, IEC61215-1-1:2016, IEC61215-2:2016, IEC61730-1:2016, IEC61730-2:2016, EN61215-1:2016, EN61215-1-1:2016, EN61215-2:2017, EN IEC61730-1:2018, EN IEC61730-2:2018	

WARRANTIES		
Product warranty ⁴	[years]	30
Performance warranty (linear) ⁵	[years]	30

TEMPERATURE CHARACTERISTICS		
NMOT	[°C]	41 (±2)
Pmax Temp. Coefficient (γ)	[%/°C]	-0.29
Voc Temp. Coefficient (β)	[%/°C]	-0.25
Isc Temp. Coefficient (α)	[%/°C]	0.043
Operating temperature	[°C]	-40→+85



CONTACT US

info@electroluxsolar.com
www.electroluxsolar.com