

Mono


Bifacial

HORAY

Solar Galaxy

585–605 Watt TOPCon MONO-BIFACIAL MODULE

- IEC61215: 2021
- IEC61730: 2016
- TUV Rheinland Standard
- Lloyd'S Ariel Re
- Solar Performance Insurance
- ISO9001: 2015
- Quality Management System
- ISO14001:
- Environmental Management System
- CE: Europe Standard
- Inmetro Certificate
- Japan JP-AC



KEY FEATURES



SMBB Cell

More uniform current collection capability, reducing the current heat loss of the internal cells.



Low Light Features

Higher performance under low light environment.



Higher Output Power

The output power of 132 half-cells Monocrystalline modules is up to 605W.



LID Free

N-type solar cell has no LID naturally which can increase power generation.



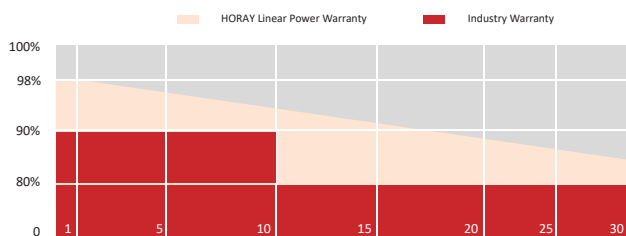
Harsh Environmental Adaptability

Strict salt spray and ammonia corrosion test by the third party.



Load Capacity

Mechanical load tests including wind load 2400 Pa and snow load 5400 Pa.



HEADQUARTER: HORAY SOLAR CO., LTD.

GLOBAL MARKETING AND SERVICE: HORAY SOLAR GMBH

✉ sales@horaysolar.com 🌐 www.horaysolar.com ☎ +86-510 83580688
 📍 NO.30-5, East Yanxin Road, Huishan District, Wuxi 214177 Jiangsu P.R China

✉ info@horaysolar.com 🌐 www.horaysolar.com
 📍 Robert-Bosch-Str. 29,Langen, Frankfurt am Main, Germany

SPECIFICATIONS

Weight	33.6kg
Dimension	2384mm*1134mm*30mm
Cell Dimension	182*105mm
Cell Amount	66*2 pcs
Maximum System Voltage	1500V
Junction Box	IP68
Type of the front glass	2.0mm Coated ultra clear glass
Type of the back glass	2.0mm Heat-strengthened glass
Frame	Aluminum Alloy
Cable	4mm ² ,+300,-300mm;Length can be customized
Connector	MC4 compatible
Application Level	Class A

ELECTRICAL PARAMETERS AT STC

Module Type	HS585TC-MHC-D	HS590TC-MHC-D	HS595TC-MHC-D	HS600TC-MHC-D	HS605TC-MHC-D
Power	585W	590W	595W	600W	605W
Open Circuit Voltage	47.5V	47.8V	48.1V	48.4V	48.7V
Short Circuit Current	15.68A	15.72A	15.76A	15.8A	15.83A
Maximum Power Voltage	39.5V	39.7V	40V	40.3V	40.5V
Maximum Power Current	14.82A	14.86A	14.89A	14.91A	14.94A
Module Efficiency	21.60%	21.80%	22.00%	22.20%	22.40%

* Under Standard Test Conditions (STC) of irradiance of 1000 W/m², spectrum AM 1.5 and cell temperature of 25°C.

ELECTRICAL PARAMETERS AT BNPI

Power	644W	649W	655W	660W	666W
Open Circuit Voltage	47.5V	47.8V	48.1V	48.4V	48.7V
Short Circuit Current	17.25A	17.29A	17.34A	17.38A	17.41A
Maximum Power Voltage	39.5V	39.7V	40V	40.3V	40.5V
Maximum Power Current	16.30A	16.35A	16.38A	16.40A	16.43A

*Rear side power gain: The additional gain from the rear side compared to the power of the front side at the standard test condition. It depends on mounting (structure,height,tilt angle etc.)and albedo of the ground.

ELECTRICAL PARAMETERS AT NMOT

Power	446W	450W	454W	458W	461W
Open Circuit Voltage	45V	45.3V	45.6V	45.9V	46.1V
Short Circuit Current	12.64A	12.67A	12.7A	12.73A	12.76A
Maximum Power Voltage	37.1V	37.3V	37.6V	37.8V	38V
Maximum Power Current	12.02A	12.05A	12.08A	12.12A	12.14A

* Under Nominal Module Operating Temperature (NMOT), irradiance of 800 W/m², spectrum AM 1.5, ambient temperature 20°C, wind speed 1 m/s.

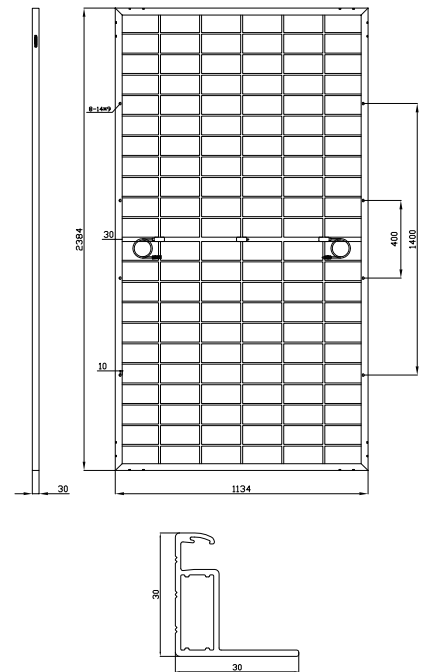
TEMPERATURE CHARACTERISTICS

NMOT	45±2°C
Temp Coefficient of ISC	+0.05%/°C
Temp Coefficient of VOC	-0.28%/°C
Temp Coefficient of Pmax	-0.34%/°C

PACKING CONFIGURATION

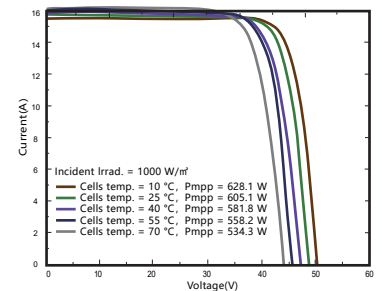
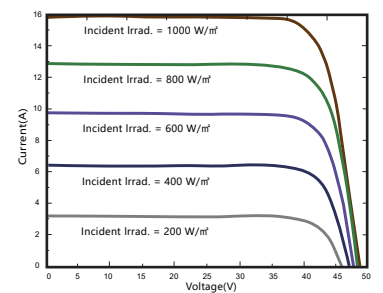
Modules/Pallet	36 Pieces
Packaging Description	20 Pallets, Total=(36+36)x10=720 Pieces
Modules/40' Container	720 Pieces

MECHANICAL DIAGRAMS



CHARACTERISTICS

HS605TC-MHC-D



MAXIMUM RATING

Power selection	0~+5W
Measuring uncertainty of Pm	0~±3%
Operating Temperature	-40°C~+85°C
Wind Load/Snow Load	2400pa/5400pa
Fuse Current	30A

30 YEARS Quality Warranty

30 YEARS Power Warranty