

SATURN 6

SOLAR DEPOT

MONO-FACIAL MODULE

RS6-525~550MX-E3

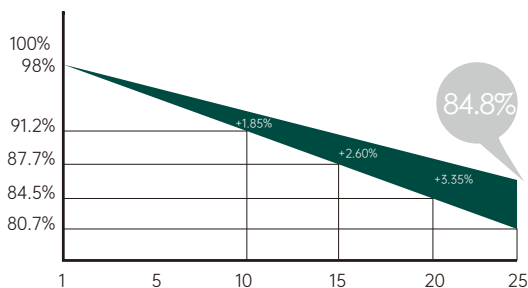
P-Type /Positive power tolerance of 0~+3%/Max module efficiency 21.29%

- Suitable for ground power plants and distributed projects
- Advanced module technology delivers superior module efficiency
 - Gallium-doped Wafer · Non destructive cutting · MBB half-cut
- Excellent power generation performance
 - Excellent IAM and Weak light response · Low temperature ratings
 - 0.55% linear Power decline
- High module quality ensures long-term reliability
 - Strict selected material · Advanced technology · Leading standard
- Ultra-hydrophilic self-cleaning coating techniques



Complete System
and IEC Product Certification

IEC 61215(2016), IEC 61730(2016) ISO9001:
2015:Quality Management System ISO14001:
2015:Environment Management System
ISO45001:2018:Occupational Health
and Safety Management System

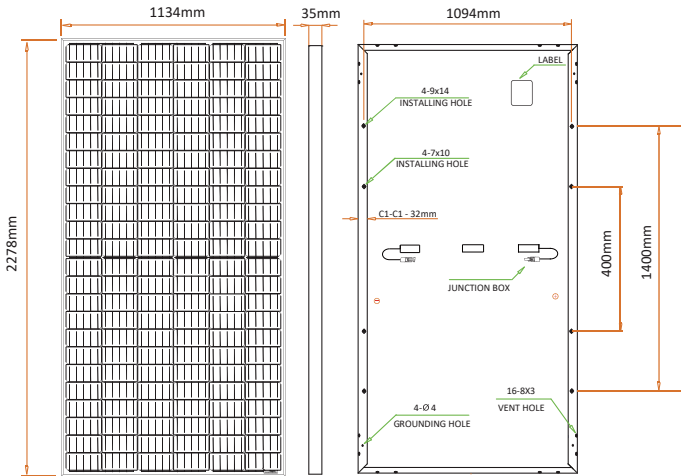


25-Year excess linear power output warranty

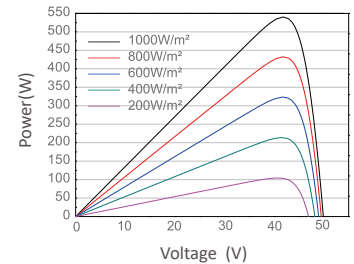
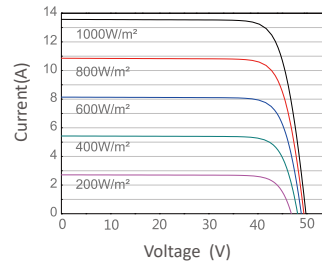


RS6-525~550MX-E3

MONO-FACIAL MODULE



Drawing Only for Reference



Electrical Characteristics STC	RS6-525MX-E3	RS6-530MX-E3	RS6-535MX-E3	RS6-540MX-E3	RS6-545MX-E3	RS6-550MX-E3
Maximum Power (Pmax)	525W	530W	535W	540W	545W	550W
Power Tolerance	0~+5W	0~+5W	0~+5W	0~+5W	0~+5W	0~+5W
Module Efficiency	20.32%	20.52%	20.71%	20.90%	21.10%	21.29%
Maximum Power Current (Imp)	12.70A	12.77A	12.85A	12.92A	12.99A	13.06A
Maximum Power Voltage (Vmp)	41.35V	41.50V	41.65V	41.80V	41.95V	42.10V
Short Circuit Current (Isc)	13.55A	13.64A	13.73A	13.81A	13.90A	13.99A
Open Circuit Voltage (Voc)	49.20V	49.35V	49.50V	49.65V	49.80V	49.95V

Values at Standard Test Conditions STC(AM1.5, Irradiance 1000W/m², Cell Temperature 25°C)

Electrical Characteristics NOCT	RS6-525MX-E3	RS6-530MX-E3	RS6-535MX-E3	RS6-540MX-E3	RS6-545MX-E3	RS6-550MX-E3
Maximum Power (Pmax)	392.2W	395.9W	399.6W	403.4W	407.1W	410.9W
Maximum Power Current (Imp)	10.21A	10.27A	10.33A	10.39A	10.45A	10.50A
Maximum Power Voltage (Vmp)	38.41V	38.55V	38.69V	38.83V	38.97V	39.11V
Short Circuit Current (Isc)	10.77A	10.84A	10.91A	10.98A	11.04A	11.11A
Open Circuit Voltage (Voc)	46.26V	46.40V	46.54V	46.68V	46.82V	46.97V

NOCT, Irradiance of 800W/m², AM1.5, Ambient Temperature 20 °C, wind Speed 1m/s.

Mechanical Characteristics

Cell Type	MonoP-Type,182x182(±1)mm,144(6x24)Half-Cut cells
Glass	3.2mm,High Transmission,Low Iron,Tempered Glass
Frame	Anodized Aluminum Alloy
Junction Box	IP68 Rated, With Bypass Diodes
Dimension	2278x1134x35mm
Output Cable	4 mm ² (EU),300 mm,length can be customized
Weight	29kg
Installation Hole Location	See Drawing Above

Packing Information

Container	40' HQ
Pallets per Container	20
Pieces per Container	640

Characteristics

Temperature Coefficient of Voc	-0.27%/°C
Temperature Coefficient of Isc	+0.048%/°C
Temperature Coefficient of Pmax	-0.35%/°C
Nominal Operating Cell Temperature (NOCT)	45°C±2°C

Remark:Electrical data in this catalog do not refer to a single module and they are not part of the offer.They only serve for comparison among different module types.

Maximum Ratings

Operating Temperature	-40°C~+85°C
Maximum System Voltage	1500VDC
Maximum Series Fuse Rating	25A

Note: Please read the safety and installation instructions before using this product
Solar Depot Incorporated

Tel: 765-273-3767 Email: sales@solardepotonline.com Web: www.solardepotonline.com
Version number:RS-T6-017-A