



mounting systems



Light-EW ProLine

Application	Flat roofs
Roofing	For all roof coverings (also gravel)
Roof inclination	Up to 5°
Building height	Depending on wind loads on site
Module width	950 – 1052 mm 1030 – 1134 mm
Module length	Up to 2300 mm
Module inclination	10° or 15°
Supporting profiles	Aluminium (EN AW 6063 T66)
Small parts	Stainless steel (V2A)
Color	Aluminium: plate finish
Warranty	10 Years



Flat roof



East-West Orientation



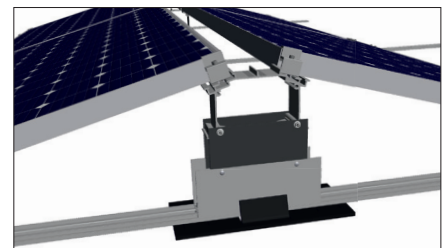
Framed Module




Frameless Module



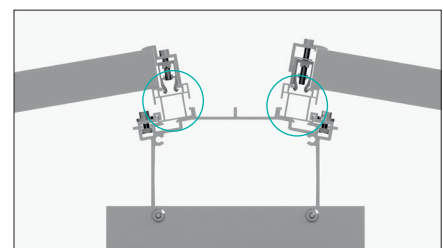
Orientation Landscape



Detail centre support



Detail front & back support



Additional rails



For further information: www.mounting-systems.com
Subject to technical changes.
2023 © Mounting Systems GmbH