









ALPINE Series

Half-Cell Bifacial Module

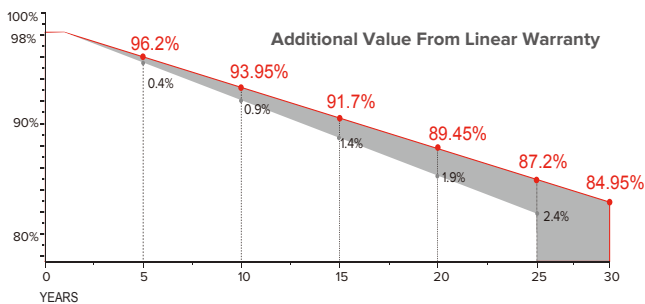
655-670Wp | **21.57%**
 Module Power Output | Max Efficiency



Key Features

-  High module conversion efficiency
-  Better temperature coefficient
-  Super multi busbar technology
-  Low attenuation long warranty
-  Superior load capacity
-  Higher bifacially
-  USA based liability insurance.
-  Houston, Texas based company.

Warranty



15 <Years> Guarantee on product material and workmanship

30 <Years> Linear power output warranty

Product Certification

IEC61215:2016; IEC 61730:2016; UL61730

IEC62804 PID

IEC61701 Salt Mist

IEC62716 Ammonia Resistance

IEC60068 Dust and Sand

IEC61215 Hailstone

Fire Type (UL61730):Type29

ISO14001:2015; ISO9001:2015; ISO45001:2018



About SEG Solar

SEG Solar is a leading manufacturer of high-performance solar panels for residential, commercial, and utility applications. The company, headquartered in Houston, Texas, is committed to providing cost-effective and reliable solar solutions that help customers reduce their energy costs and carbon footprint.



Download Datasheet

Electrical Characteristics

Module Type	SEG-655-BMC-BG			SEG-660-BMC-BG			SEG-665-BMC-BG			SEG-670-BMC-BG		
	Front STC	Front NOCT	Back STC	Front STC	Front NOCT	Back STC	Front STC	Front NOCT	Back STC	Front STC	Front NOCT	Back STC
Maximum Power -Pmp(Wp)*	655	492	459	660	496	462	665	500	466	670	504	469
Open Circuit Voltage -Voc(V)	45.68	43.40	43.40	45.88	43.59	43.60	46.08	43.78	43.80	46.28	43.97	44.00
Short Circuit Current -Isc(A)	18.39	14.71	13.45	18.44	14.75	13.49	18.49	14.79	13.53	18.54	14.83	13.56
Maximum Power Voltage -Vmp(V)	37.96	35.65	36.61	38.16	35.86	36.81	38.36	36.06	37.01	38.56	36.27	37.21
Maximum Power Current -Imp(A)	17.25	13.80	12.54	17.29	13.83	12.56	17.33	13.86	12.60	17.37	13.90	12.61
Module Efficiency(%)	21.09			21.25			21.41			21.57		
Power Tolerance(W)	(0, +4.99)											
Maximum System Voltage	1500V DC											
Maximum Series Fuse Rating	35 A											
Bifaciality	70%±10%											

STC: Irradiance 1000 W/m² module temperature 25°C AM=1.5

NOCT: Irradiance 800W/m² ambient temperature 20°C module temperature 45°C wind speed: 1m/s

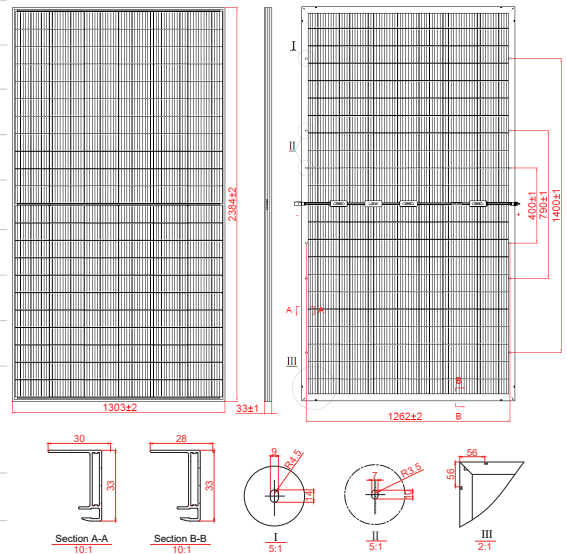
*Measuring tolerance: ±3%

Mechanical Specifications

External Dimension	2384 x 1303 x 33 mm
Weight	38.5 kg
Solar Cells	PERC Mono 210 x 105 mm(132 pcs)
Front Glass	2.0 mm AR coating semi-tempered glass
Back Glass	2.0 mm Semi-tempered glass
Frame	Anodized aluminium alloy
Junction Box	IP68 / 3 diodes
Connector Type	PV-CO02-xy / MC4
Cable Type	12 AWG PV Wire (UL)
Cable Length	Portrait: 400 mm(+)/ 200 mm(-) Landscape: 1200 mm(+)/ 1200 mm(-) or customized length
Mechanical Load(Front)	5400 Pa / 113 psf*
Mechanical Load(Rear)	2400 Pa / 50 psf*

*Refer to SEG installation Manual for details

Technical Drawing

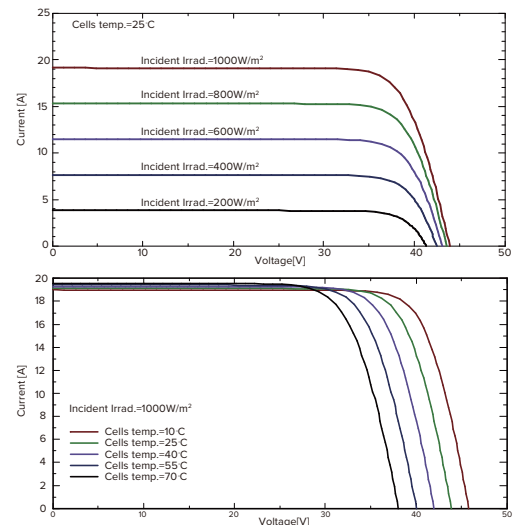


*Refer to SEG installation Manual for details

Packing Configuration

Container	40'HQ	40'HQ(For USA)
Pieces per Pallet	31	31
Pallets per Container	18	16
Pieces per Container	558	496

I-V Curve



Temperature Characteristics

Pmax Temperature Coefficient	-0.34 %/°C
Voc Temperature Coefficient	-0.27 %/°C
Isc Temperature Coefficient	+0.05 %/°C
Operating Temperature	-40~+85 °C
Nominal Operating Cell Temperature (NOCT)	45±2 °C