

BIFACIAL MODULE WITH DUAL GLASS

RS7-580~600MBG-E2

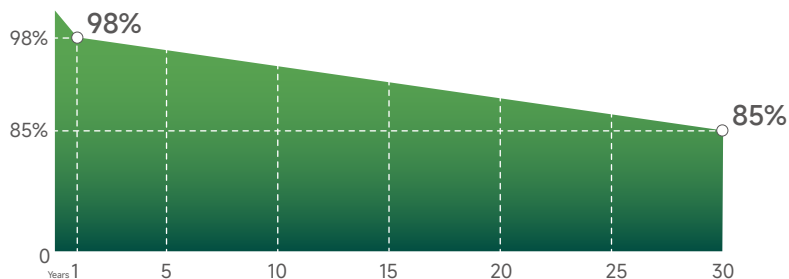


P-Type / Positive power tolerance of 0~+3%/Max module efficiency 21.46%

- Suitable for ground power plants and distributed projects
- Advanced module technology delivers superior module efficiency
 - Gallium-doped Wafer · Non destructive cutting · MBB half-cut
- Excellent power generation performance
 - Excellent IAM and low irradiation performance · Lower temperature coefficient
 - 0.45% linear Power decline
- High module quality ensures long-term reliability
 - Strict selected material · Advanced technology · Leading standard
- Ultra-hydrophilic self-cleaning coating techniques
- Enhanced Mechanical Load
 - Mechanical performance up to 5400pa positive load and 2400pa negative load

Complete System and IEC Product Certification

IEC 61215(2016), IEC 61730(2016) ISO9001: 2015: Quality Management System ISO14001: 2015: Environment Management System ISO45001:2018: Occupational Health and Safety Management System




30-Year excess linear power output warranty

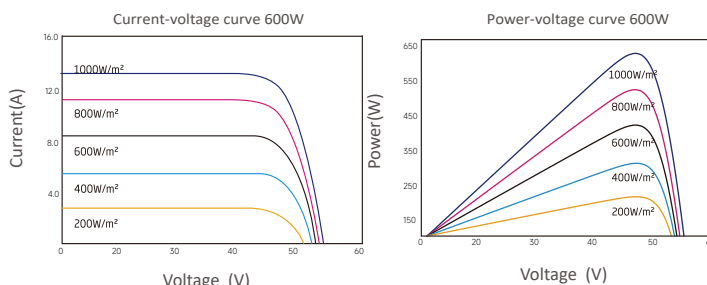


RS7-580~600MBG-E2

BIFACIAL MODULE WITH DUAL GLASS



Drawing Only for Reference



Electrical Characteristics STC	RS7-580MBG-E2	RS7-585MBG-E2	RS7-590MBG-E2	RS7-595MBG-E2	RS7-600MBG-E2
Maximum Power (Pmax)	580W	585W	590W	595W	600W
Power Tolerance	0~+5W	0~+5W	0~+5W	0~+5W	0~+5W
Module Efficiency	20.75%	20.93%	21.11%	21.29%	21.46%
Maximum Power Current (Imp)	12.90A	12.97A	13.04A	13.12A	13.20A
Maximum Power Voltage (Vmp)	44.96V	45.10V	45.25V	45.35V	45.45V
Short Circuit Current (Isc)	13.78A	13.85A	13.92A	13.98A	14.05A
Open Circuit Voltage (Voc)	53.46V	53.65V	53.84V	54.06V	54.26V

Values at Standard Test Conditions STC(AM1.5, Irradiance 1000W/m², Cell Temperature 25°C)

Electrical Characteristics NOCT	RS7-580MBG-E2	RS7-585MBG-E2	RS7-590MBG-E2	RS7-595MBG-E2	RS7-600MBG-E2
Maximum Power (Pmax)	433W	437W	441W	445W	448W
Maximum Power Current (Imp)	10.38A	10.43A	10.49A	10.56A	10.63A
Maximum Power Voltage (Vmp)	41.74V	41.90V	42.01V	42.09V	42.16V
Short Circuit Current (Isc)	11.14A	11.20A	11.25A	11.31A	11.37A
Open Circuit Voltage (Voc)	49.40V	49.56V	49.76V	49.92V	50.10V

NOCT Irradiance of 800W/m², AM1.5, Ambient Temperature 20 °C, wind Speed 1m/s.

Electrical Characteristics with 10% rear side power gain	RS7-580MBG-E2	RS7-585MBG-E2	RS7-590MBG-E2	RS7-595MBG-E2	RS7-600MBG-E2
Maximum Power (Pmax)	638W	644W	649W	655W	660W
Maximum Power Current (Imp)	14.19A	14.27A	14.34A	14.43A	14.52A
Maximum Power Voltage (Vmp)	44.96V	45.10V	45.25V	45.35V	45.45V
Short Circuit Current (Isc)	15.16A	15.24A	15.31A	15.38A	15.46A
Open Circuit Voltage (Voc)	53.46V	53.65V	53.84V	54.06V	54.26V

Mechanical Characteristics

Cell Type	Mono P-Type,156(6×26) Half-Cut cells
Glass	2mm+2mm,High Transmission,Low Iron,Semi-Tempered glass
Frame	Anodized Aluminum Alloy
Junction Box	IP68 Rated
Dimension	2465x1134x35mm
Output Cable	4mm2(EU),300mm,length can be customized
Weight	35kg
Connector	MC4 Compatible

Packing Information

Container	40' HQ
Pallets per Container	16
Pieces per Container	496

Characteristics

Temperature Coefficient of Voc	-0.27%/°C
Temperature Coefficient of Isc	+0.04%/°C
Temperature Coefficient of Pmax	-0.35%/°C
Nominal Operating Cell Temperature(NOCT)	43±2°C
Fire Performance	IEC Class C

Remark:Electrical data in this catalog do not refer to a single module and they are not part of the offer.They only serve for comparison among different module types.

Maximum Ratings

Operatinh Temperature	-40°C~+85°C
Maximum System Voltage	1500VDC
Maximum Series Fuse Rating	30A

