

# ORISun N-Type OSD8DH7216H TOPCon High-Efficiency Dual Glass Solar Module With MBB Technology



## Intelligent Manufacturing, High-Performance N-type Solar cell

Industry-leading intelligent and efficient production lines, with the highest quality standards in the industry. Ensuring the most cost-effective production.



## Higher Yield

High power, low temperature coefficient, high bifaciality ensuring the product can generate more energy benefits even in cloudy or hot weather with the same area. The bifaciality power gain increases with the backside illumination which can reach up to 25% or more.



## Extremely Durable

Thanks to the optimal material matching and interconnection encapsulation technology, the product has outstanding module weather resistance performances. The overall module has passed the certification of 2400Pa wind load and 5400Pa snow load, while minimizing the degradation caused by PID.



## Guaranteed Reliability

Industry leading 30 year product and performance linear warranty. Adopting the most advanced N-type mass production technology to ensure low LID and LETID degradation.



## Extremely Elegant

Simple and elegant industrial design, suitable for various application scenarios.

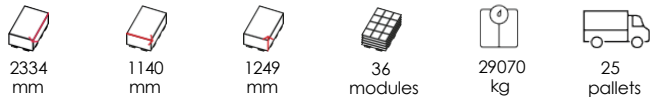


**575-595 Watt**  
Higher Energy Output

## Mechanical Structure Specifications

Dimensions	2278 x 1134 x 30 mm / 89.7 x 44.7 x 1.2 in
Weight	32 kg / 70.5 lbs
Front Material	Tempered high transparency photovoltaic glass, 2.0 mm / 0.08 in, anti reflective film
Back Material	Semi tempered photovoltaic glass, 2.0 mm / 0.08 in,
Frame	Anodized aluminum alloy
Cell Type	144Half piece, N-type monocrystalline silicon bifacial TOPCon solar cells
Junction Box	Protection grade IP68
Cable	Wireway: 4 mm <sup>2</sup> /TÜV, Length (+):300 mm/11.81 in & (-):200 mm

## Packaging and Transportation



Transport by container or truck. For truck freight, each pallet has a loading capacity of 17.5 meters and a height of 3.5-4.5 meters.

## Module Electrical Performance Specifications<sup>1</sup>

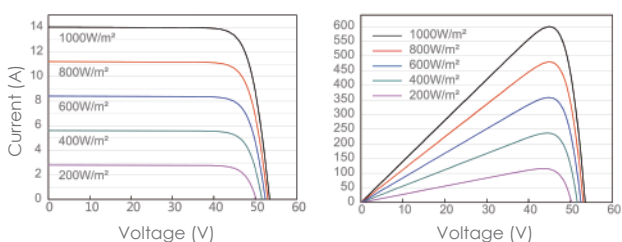
Module model	Efficiency	Power*	Short-circuit current		Open circuit current		Optimal operating current		Optimum operating voltage		
	$\eta$	Pmax	Isc	Voc	I <sub>mp</sub>	V <sub>mp</sub>					
	[%]	[W]	[A]	[V]	[A]	[V]					
	<b>STC<sup>2</sup></b>	<b>NOCT<sup>3</sup></b>	<b>STC</b>	<b>NOCT</b>	<b>STC</b>	<b>NOCT</b>	<b>STC</b>	<b>NOCT</b>	<b>STC</b>	<b>NOCT</b>	
575	22.26	433	575	11.17	13.48	48.89	51.19	10.67	13.30	40.58	43.22
580	22.45	437	580	11.22	14.03	49.05	52.29	10.71	13.37	40.79	43.39
585	22.65	441	585	11.27	14.07	49.24	52.48	10.77	13.44	40.94	43.53
590	22.84	445	590	11.32	14.13	49.48	52.64	10.82	13.49	41.14	43.72
595	23.03	449	595	11.36	14.17	49.86	52.85	11.93	13.51	41.48	44.05

\* (Power tolerance 0 W / +5 W for STC)

## Bifacial Power Generation Performance (Rearside gain)

	Pmax	604Wp	609Wp	614Wp	620Wp	625Wp
5%	Efficiency	23.37%	23.57%	23.78%	23.98%	24.18%
15%	Pmax	661Wp	667Wp	673Wp	679Wp	684Wp
	Efficiency	25.60%	25.82%	26.04%	26.27%	26.49%
25%	Pmax	719Wp	725Wp	731Wp	738Wp	744Wp
	Efficiency	27.82%	28.07%	28.31%	28.55%	28.79%

## I-V Curve Under Different Illuminances



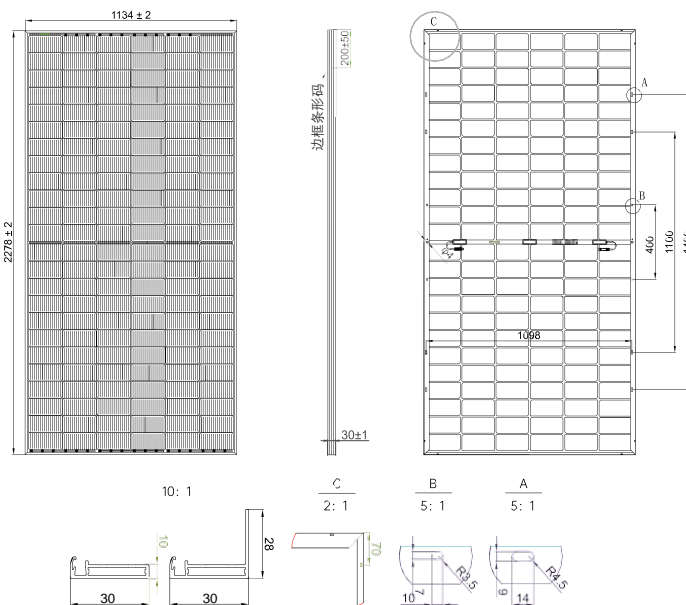
## System Related Technical Parameters

Maximum system voltage	[V]	1500
Maximum rated fuse current	[A]	30
Security level		II
Fire rating(UL1730)		A
Operating temperature range	[°c]	-40 to +85
Reference bifacial factor	[%]	80±5

## Related Certifications

IEC IEC 61215:2016, IEC 61730:2016, UL 61730-1, UL 61730-2, PID (IEC 62804), Salt Mist (IEC 61701)

Note: All data and specifications are preliminary and may change without notice. For installation and operation instructions, please refer to the installation guide.

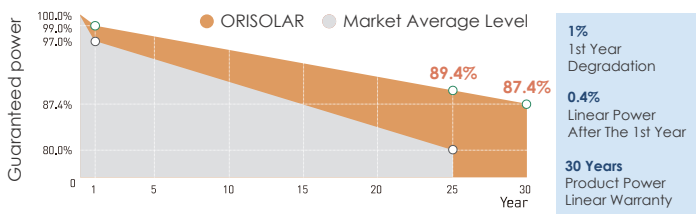


## Temperature Coefficient

Isc TEMP coefficient	$\alpha$	[%/K]	+0.045
Voc TEMP coefficient	$\beta$	[%/K]	-0.25
P <sub>mp</sub> TEMP coefficient	$\gamma$	[%/K]	-0.29
Nominal operating TEMP	NOCT	[°C]	45±2

The temperature coefficient described is a linear value.

## Industry Leading Linear Quality Assurance



## Passed Multiple IEC Standards With 3x Reliability And Weather Resistance Testing Procedures

1x IEC	Average Standard
3x IEC	The Lowest Testing Level Of Orisolartech

<sup>1</sup> Power test according to IEC 60904-3, test tolerance: 0~+3%  
<sup>2</sup> STC condition: Light intensity 1000 W/m<sup>2</sup>, Component temperature 25 °C, AM1.5G spectral conditions  
<sup>3</sup> NMOT: nominal component operating temperature, light intensity 800 W/m<sup>2</sup>, AM1.5G spectral conditions, ambient temperature 20 °C