




GKA210N132
700W-720W



GKA210N132S
STANDARD



GKA210N132BK
BLACK VERSION



GKA210N132BF
BIFACIAL

KEY FEATURES

M Busbar Solar Cell
M Busbar Solar Cell design improves module efficiency and offers better aesthetic appearance for rooftop installation.


High Efficiency:
Higher module conversion efficiency (up to 23.18%) benefit from N-TOPCon cell technology.

PID Resistance:
Excellent Anti-PID performance guarantee limited power degradation for mass production.

Low-light Performance:
Advanced glass and cell surface textured design ensure excellent performance in low-light environment.

Severe Weather Resilience:
Certified to withstand: wind load (2400 Pascal) and snow load (5400 Pascal).

DURABILITY AGAINST EXTREME ENVIRONMENTAL CONDITIONS:
High salt mist and ammonia resistance certified.

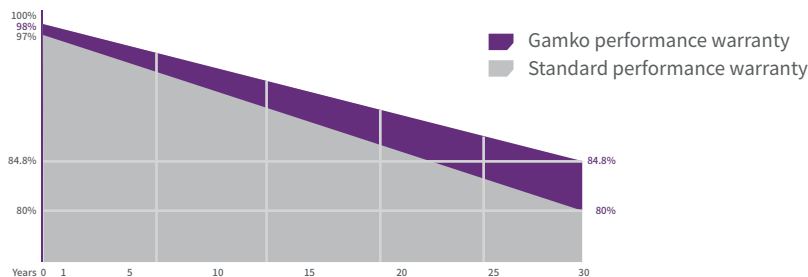


★ GAMKO SOLAR MODULE BOM

- CELLS:** TIER 1 BRANDS SOLAR CELLS
- TEMPERED GLASS:** ULTRA-CLEAR
- EVA:** TRANSPARENCY > 93%
- BACKSHEETS:** REFLECTIVITY > 80%, TPT
- JUNCTION BOX:** IP68 MAX 30A
- SILICON GEL:** UV, AGING-RESISTANT
- FRAME:** ANODIZED ALUMINUM 6005-T5

LINEAR PERFORMANCE WARRANTY

12 Year Product Warranty · 30 Year Linear Power Warranty



★ GAMKO QUALITY CONTROL

- ◆ 2 EL testing avoid cells cracking of each solar module.
- ◆ 2 Power flash testing avoid false welding and insufficient power of each module.
- ◆ Packing tightly with angle protection avoid transportation broken.
- ◆ Gamko official Warranty cover all Gamko solar module 30 years.

GKA210N132
700W-720W



SPECIFICATION

	STC	NOCT	STC	NOCT	STC	NOCT	STC	NOCT	STC	NOCT
Maximum Power(P _{max})	700W	525W	705W	529W	710W	533W	715W	537W	720W	541W
Open Circuit Voltage (V _{oc})	45.80V	43.60V	46.03V	43.82V	46.25V	44.03V	46.48V	44.25V	47.11V	44.47V
Short Circuit Current (I _{sc})	19.26A	15.50A	19.30A	15.54A	19.34A	15.57A	19.38A	15.61A	19.43A	15.65A
Voltage at Maximum Power (V _{mpp})	38.17V	35.11V	38.36V	35.29V	38.55V	35.46V	38.73V	35.66V	38.91V	35.83V
Current at Maximum Power (I _{mp})	18.34A	14.95A	18.38A	14.98A	18.42A	15.02A	18.46A	15.06A	18.50A	15.10A
Module Efficiency STC (%)	22.53%		22.70%		22.86%		23.02%		23.18%	

STC: Irradiance 1000W/m², Cell temperature 25°C, AM1.5; Tolerance of P_{max}: ±3%; Measurement Tolerance: ±3%, P_{max} According Gamko's official testing.
NOCT: Irradiance 800W/m², ambient temperature 20°C, wind speed 1m/s; Tolerance of P_{max}: ±3%; Measurement Tolerance: ±3%, P_{max} According Gamko's official testing.

BIFACIAL OUTPUT-REAR SIDE POWER GAIN

5%	Maximum Power(P _{max})	735W	740W	746W	751W	756W
	Module Efficiency STC (%)	23.66%	23.83%	24.00%	24.17%	24.34%
15%	Maximum power (P _{max})	805W	811W	817W	822W	828W
	Module Efficiency STC (%)	25.91%	26.10%	26.28%	26.47%	26.66%
25%	Maximum Power(P _{max})	875W	881W	888W	894W	900W
	Module Efficiency STC (%)	28.17%	28.37%	28.57%	28.78%	28.98%

MECHANICAL CHARACTERISTICS

Cell type	Monocrystalline TOPCON 210*105mm
Number of cells	132(6x22)
Module dimensions	2384*1303*30MM
Weight	32kg
Front cover	3.2mm (0.13inches)tempered glass with AR coating
Frame	Anodized aluminum alloy
Junction box	IP68 rated (3 by pass diodes)
Cable	4mm2(0.006inches2),Portrait: 300mm(11.81inches);
Connector	PV compatible

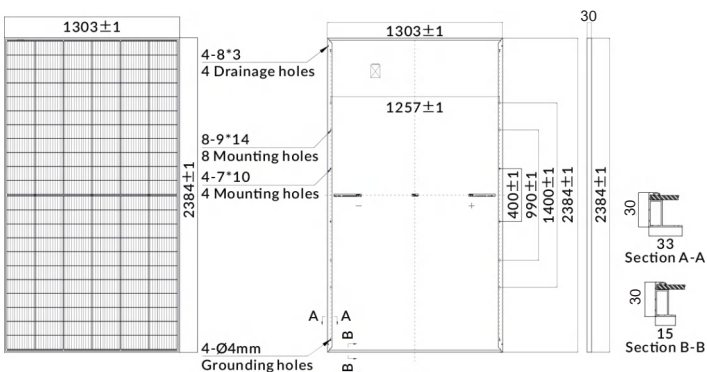
TEMPERATURE CHARACTERISTICS

Nominal Operating Cell Temperature (NOCT)	43°C±2°C
Temperature Coefficients of P _{max}	-0.34%/°C
Temperature Coefficients of V _{oc}	-0.25%/°C
Temperature Coefficients of I _{sc}	-0.04%/°C

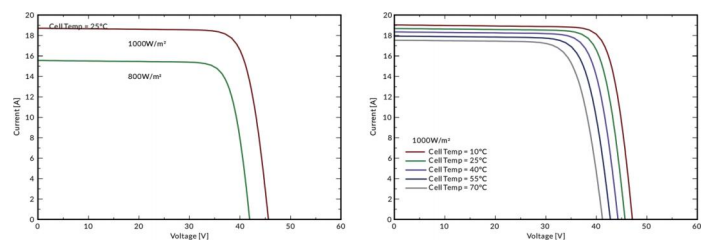
PACKAGING

Standard packaging	36pcs/pallet
Module quantity per 20' container	190pcs
Module quantity per 40' container	648pcs(HQ)

ENGINEERING DRAWINGS



Electrical Performance & Temperature Dependence



Specifications included in this datasheet are subject to change without notice.