

# SF-M21/G132

## 710-725W

### 210±1.5×105±1.5mm

### Cells 132


#### Bifacial Double Glass

#### HJT Half-Cell Module

Max Power Out: 725W

Max Efficiency: 23.34%

Power Tolerance: 0~+5W



#### SMBB Technology

Better light trapping and current collection to improve module power output and reliability



#### PID Resistance

Excellent Anti-PID performance guarantee via optimized mass-production process and materials control.



#### Durability Against Extreme Environmental Conditions

High salt mist and ammonia resistance.



#### Reduced Hot Spot Loss

Optimized electrical design and lower operating current for reduced hot spot loss and better temperature coefficient.



#### Enhanced Mechanical Load

Certified to withstand: wind load (2400 Pascal) and snow load (5400 Pascal).

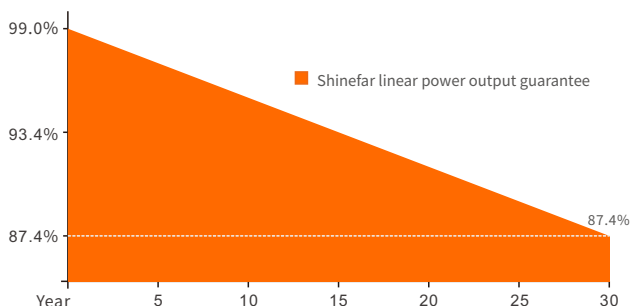


#### High Energy Generation, Low LCOE

Low Pmax temp coefficient increases energy production

### Superior Warranty

- 15-year material & technology warranty
- 30-year linear power output warranty

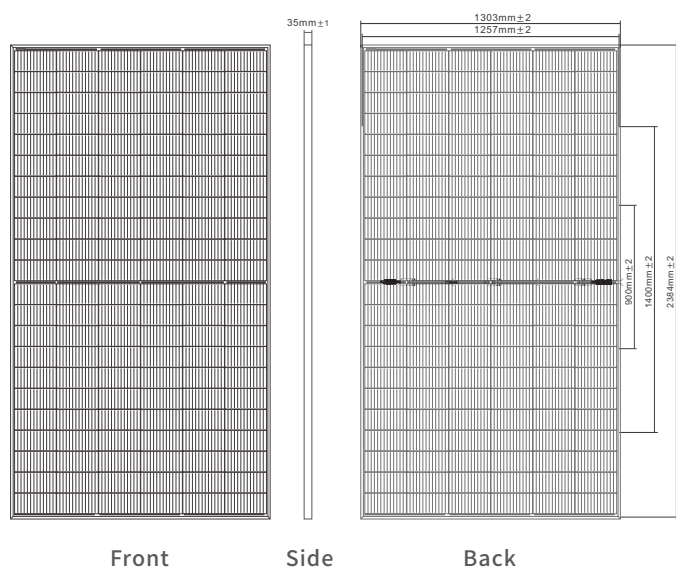


### Comprehensive Products and System Certificates

- IEC/EN61215-1:2021 & IEC/EN61215-2:2021
- IEC/EN61730-1:2016 & IEC/EN61730-2:2016
- UL61730-1:2017 & UL61730-2:2017
- UL61215-1:2017 & UL61215-2:2017
- IEC 61701:2020-Saltmist
- IEC 62716:2013-Ammonia
- IEC 62804:2020-PID
- IECCE Certificate Body (CB)
- UKCA:EN61730-2018
- ISO9001 & ISO14001 & ISO45001



## Engineering Drawings



## Structural Parameter

Dimensions of Module	2384 × 1303 × 35mm
Weight	38.8kg
Packing	31PCS/Pallet, 558PCS/40HQ
Front Glass	High Transparency Solar Glass 2.0mm
Back Glass	Heat Strengthened Glass 2.0mm
Frame	Anodized Aluminum Alloy & Custom Color Accepted
J-Box	IP68 Rated
Cable	4.0mm <sup>2</sup> , 300mm
Bypass Diodes	3PCS
Wind/ Snow Load	2400Pa/5400Pa
Connector	MC4 Compatible

## Electrical Specification

(STC: Irradiance 1000W/m<sup>2</sup>, Cell temperature 25°C, AM1.5G — NOCT: Irradiance 800W/m<sup>2</sup>, Ambient temperature 20°C, Wind speed 1m/s)

Module Type	SF-M21/132710		SF-M21/132715		SF-M21/132720		SF-M21/132725	
	STC	NOCT	STC	NOCT	STC	NOCT	STC	NOCT
Maximum Power (Pmax) [W]	710	533	715	536	720	540	725	544
Maximum Power Voltage (Vmp) [V]	39.80	37.01	40.00	37.20	40.20	37.39	40.40	37.57
Maximum Power Current (Imp) [A]	17.84	14.39	17.88	14.42	17.92	14.44	17.95	14.47
Open Circuit Voltage (Voc) [V]	47.70	45.31	47.90	45.50	48.10	45.69	48.30	45.88
Short Circuit Current (Isc) [A]	18.86	15.22	18.89	15.24	18.92	15.27	19.09	15.41
Module Efficiency [%]	22.86		23.02		23.18		23.34	
Cell Type [mm]	Mono 210 ± 1.5 × 105 ± 1.5, 132 Cells							
Operational Temperature [°C]	-40 ~ +85°C							
Maximum System Voltage	1500V DC							
Max Series Fuse Rating	30A							

## Electrical Characteristics With Different Power Bin (Reference to 10% Irradiance Ratio)

Total Equivalent Power (Pmax) [Wp]	785	790	796	801
Maximum Power Voltage (Vmp) [V]	39.80	40.00	40.20	40.40
Maximum Power Current (Imp) [A]	19.71	19.75	19.79	19.83
Open Circuit Voltage (Voc) [V]	47.70	47.90	48.10	48.30
Short Circuit Current (Isc) [A]	20.06	20.09	20.12	20.29
Irradiance Ratio (Rear/Front)	10%			

## Temperature Ratings

Nominal Operating Cell Temperature	45 ± 2°C
Temperature Coefficient of Isc	+0.05%/°C
Temperature Coefficient of Voc	-0.23%/°C
Temperature Coefficient of Pmax	-0.30%/°C

## Curve Diagram

