




pvb.com

# BENY Microinverter



## ZHEJIANG BENYI NEW ENERGY CO.,LTD.

CHANGJIANG RD, WENZHOU DAQIAO INDUSTRY PARK, BEIBAIXIANG TOWN, YUEQING, WENZHOU CITY, ZHEJIANG PROVINCE, CHINA  
TEL: +86-577-5717 7008 FAX: +86-577-5717 7007

✉ info@beny.com  
🌐 www.pvb.com

♻️ This catalogue has been printed on ecological paper.  
© Zhejiang Benyi New Energy Co., Ltd. All rights reserved.  
⚠️ If the models and specifications in this product catalogue change due to product updates, we will not provide prior notification.



VERSION: 20240606-01



www.pvb.com

## Catalogue






## Company Introduction

As a national high-tech enterprise, BENY New Energy is concentrating on developing renewable energy for a sustainable future.

We are a leading brand annually producing hundreds of thousands of quality DC protection products and EV charging stations for complete and reliable solar photovoltaic, battery energy storage, and EV charging system.

Offering solar PV switchgear and solar combiner solutions 1000V 1500V. Newly launch solar panel RSD, solar fire safety switches for higher safety level, microinverter for solar buildings for higher efficiency.

The newest EV charging and energy storage solutions are compatible with solar PV power which is reliable for residential and commercial applications.



**We are Working  
on a Sustainable  
Future.**




**30<sup>+</sup>**  
Years of  
Experience

**20<sup>+</sup>**  
Million Annual  
Production  
Capacity



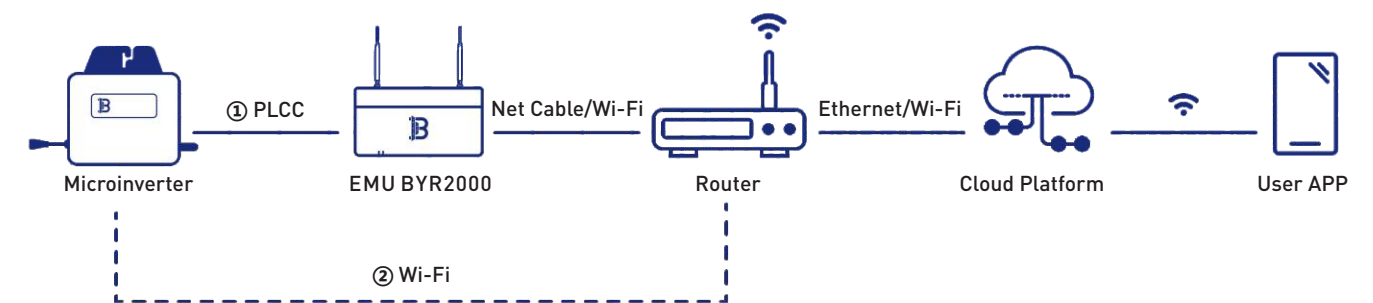
# Microinverter Combination

 <p><b>SAFETY</b> Low DC voltage invisible</p>	 <p><b>QUALITY</b> Components selected from world-class brands</p>	 <p><b>OPTIMIZATION</b> High efficiency for each module</p>	 <p><b>PARALLEL INPUT</b> Industry's largest continuous input current</p>
 <p><b>FLEXIBILITY</b> Adapts to any system size and optimizes space</p>	 <p><b>PLUG &amp; PLAY</b> AC BUS design no single point of failure</p>	 <p><b>25 YEARS</b> 30-year design life up to 25-year warranty</p>	 <p><b>SMART</b> Module-level online smart monitoring</p>



## Monitoring solution

Communication with BENY microinverters through PLCC/Wi-Fi enables users to manage the systems in a smart digital way.







## BYM2000/2400/2800



Adapted to 60~75-cell or 120~150 half-cell PV modules




Static MPPT efficiency 99.80%



High reliability, IP67 (NEMA 6) enclosure

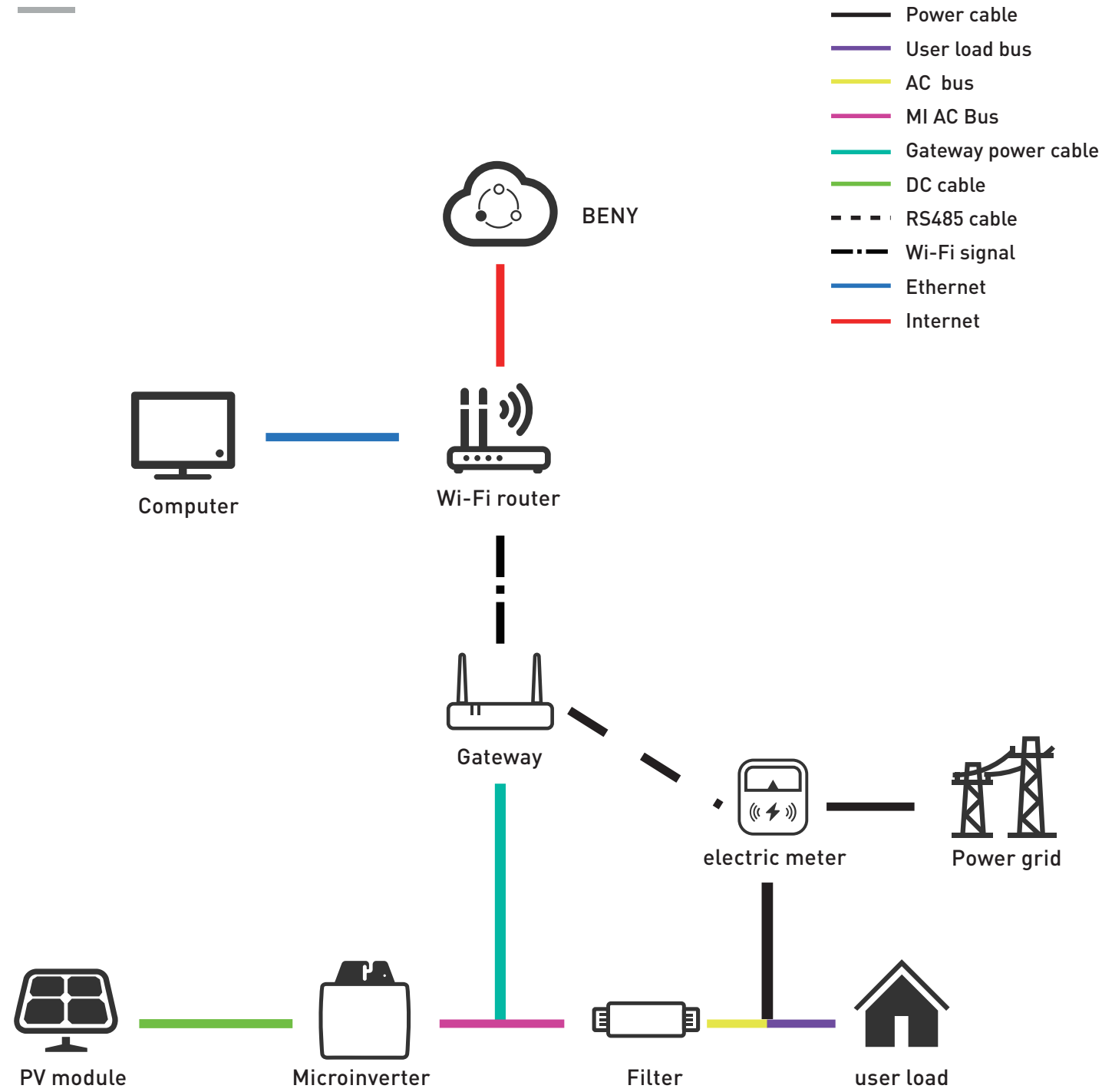
### Description

With the maximum output power of 2000VA/2400VA/2800VA, microinverters connect to 4 modules and enable module-level maintenance and management of the PV station by monitoring power generation of each module. Module-level data can be uploaded to the monitoring platform via BENY data transfer units through PLCC/Wi-Fi.



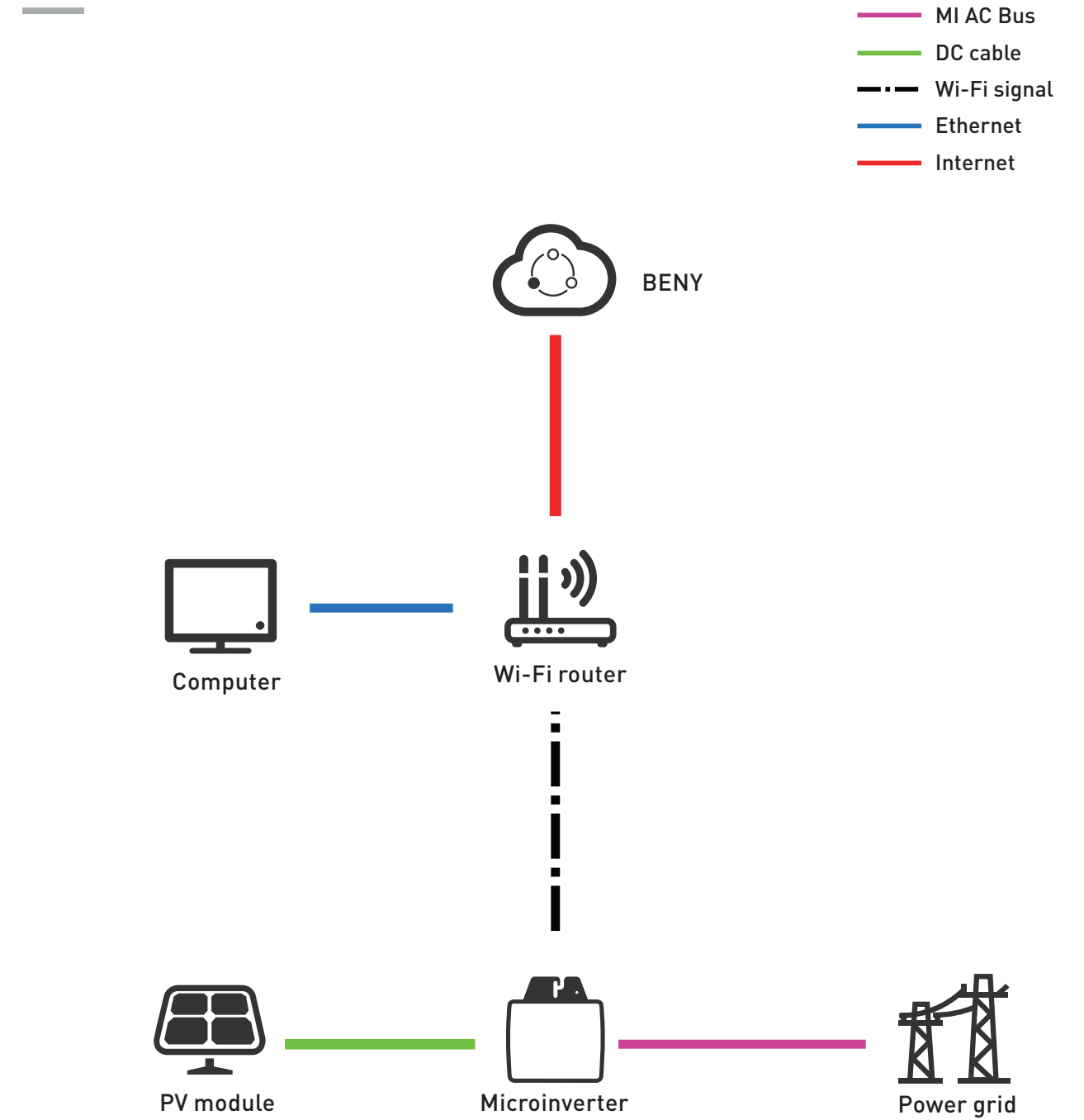
Input Data (DC)	
Model	BYM2800
Recommended input power (STC)	(450~750) W*4 , 60~75-cell/120~150 half-cell (350~550) W*8 , 66~75-cell/132~150 half-cell
MPPT voltage range	24V~50V
Operating voltage range	16V~60V
Maximum input voltage	60V
Max. short circuit current	24A*4
Max. input current	20A*4
Output Data (AC)	
Rated output power	2800VA
Rated voltage (range)	230V (176V~265V)
Rated frequency (range)	50Hz/60Hz (46.5Hz~62Hz)
Maximum continuous output current	12.8A
Maximum harmonic distortion	<4%
Power factor	>0.99 (Default)
Maximum connection number in one string (PLCC) (30A circuit breaker, 10AWG cable)	2 units
Maximum connection number in one string (Wi-Fi) (40A circuit breaker, 10AWG cable)	2 units
Efficiency	
Peak efficiency	97.5%
MPPT efficiency	>99.8%
Night power consumption	<100mW
Other Parameters	
Communication method	PLCC/Wi-Fi (Optional)
Safety protection	Class I
Enclosure rating	IP67
Operating temperature	-40°C to +70°C
Storage temperature	-40°C to +85°C
Relative humidity	0~98%
Transformer design	High frequency transformer, Electrical isolated
Overvoltage class	OVC III (AC), OVC II (PV)
Warranty period	12 / 25 years (Optional)
Dimensions (L*W*H mm)	389*302*43
Weight (kg)	7.45
Safety regulations	IEC/EN 61000-6, CISPR11+A1+A2, IEC/EN 62109-1/2, EN 505491:2019 VDE-AR-N 4105:2018/DIN VDE 0124:2020, AS 4777.2 :2020, INMETRO, UTE C15-712-1/DIN VDE 0126/VFR 2019, G98, CEI 021:2020, NC RFG, NTS DAKKS .

### System diagram-PLCC



- Power cable
- User load bus
- AC bus
- MI AC Bus
- Gateway power cable
- DC cable
- - - RS485 cable
- - - Wi-Fi signal
- Ethernet
- Internet

### System diagram-Wi-Fi



- MI AC Bus
- DC cable
- - - Wi-Fi signal
- Ethernet
- Internet