

BIFACIAL MODULE WITH DUAL GLASS

RS5J-615~635NBG-E1



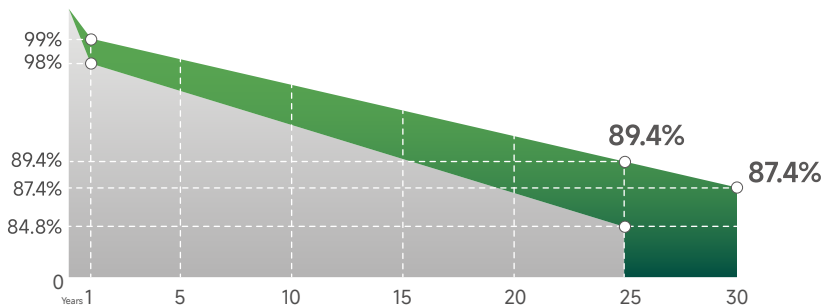
N-Type /Positive power tolerance of 0~+3%/Max module efficiency 23.51%

- Suitable for Ground Power Plants and Distributed Projects
- Advanced Module Technology Delivers Superior Module Efficiency
 - Non destructive cutting · MBB half-cut
- Excellent Power Generation Performance
 - Excellent IAM and low irradiation performance · Lower temperature coefficient
 - 0.40% linear Power decline
- High module Quality Ensures Long-term Reliability
 - Strict selected material · Advanced technology · Leading standard
- Ultra-Hydrophilic Self-Cleaning Coating Techniques
- Enhanced Mechanical Load
 - Mechanical performance up to 5400pa positive load and 2400pa negative load



Complete System and IEC Product Certification

IEC 61215(2016), IEC 61730(2016) ISO9001:
 2015: Quality Management System ISO14001:
 2015: Environment Management System
 ISO45001: 2018: Occupational Health and Safety Management System

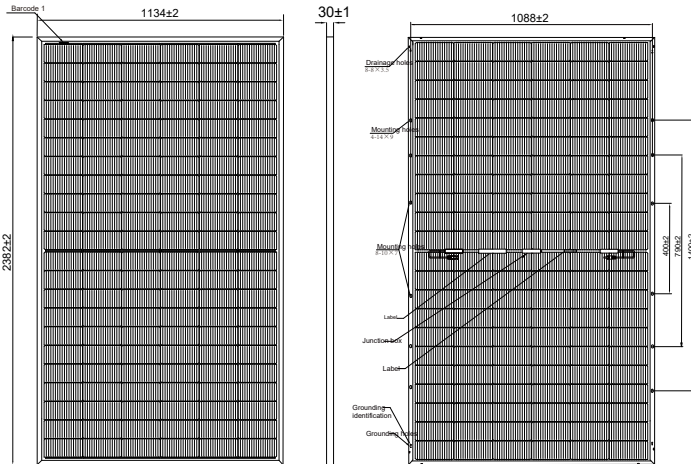


30-Year Excess Linear Power Output Warranty

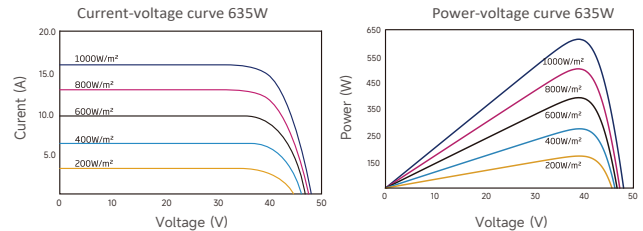


RS5J-615~635NBG-E1

BIFACIAL MODULE WITH DUAL GLASS



Drawing Only for Reference



Electrical Characteristics STC

	RS5J-615NBG-E1	RS5J-620NBG-E1	RS5J-625NBG-E1	RS5J-630NBG-E1	RS5J-635NBG-E1
Maximum Power (Pmax)	615W	620W	625W	630W	635W
Power Tolerance	0~+5W	0~+5W	0~+5W	0~+5W	0~+5W
Module Efficiency	22.77%	22.95%	23.14%	23.32%	23.51%
Maximum Power Current (Imp)	15.15A	15.22A	15.29A	15.36A	15.43A
Maximum Power Voltage (Vmp)	40.60V	40.74V	40.88V	41.02V	41.16V
Short Circuit Current (Isc)	16.02A	16.08A	16.14A	16.20A	16.26A
Open Circuit Voltage (Voc)	48.88V	49.08V	49.28V	49.48V	49.68V

Values at Standard Test Conditions STC (AM1.5, Irradiance 1000W/m², Cell Temperature 25°C)

Electrical Characteristics NOCT

	RS5J-615NBG-E1	RS5J-620NBG-E1	RS5J-625NBG-E1	RS5J-630NBG-E1	RS5J-635NBG-E1
Maximum Power (Pmax)	462W	466W	470W	473W	477W
Maximum Power Current (Imp)	12.24A	12.29A	12.35A	12.41A	12.46A
Maximum Power Voltage (Vmp)	37.76V	37.89V	38.02V	38.15V	38.28V
Short Circuit Current (Isc)	12.99A	13.04A	13.09A	13.15A	13.20A
Open Circuit Voltage (Voc)	45.95V	46.14V	46.32V	46.51V	46.70V

NOCT, Irradiance of 800W/m², AM1.5, Ambient Temperature 20°C, wind Speed 1m/s.

Electrical Characteristics With 10% Rear Side Power Gain

	RS5J-615NBG-E1	RS5J-620NBG-E1	RS5J-625NBG-E1	RS5J-630NBG-E1	RS5J-635NBG-E1
Maximum Power (Pmax)	677W	682W	688W	693W	699W
Maximum Power Current (Imp)	16.66A	16.74A	16.82A	16.89A	16.97A
Maximum Power Voltage (Vmp)	40.60V	40.74V	40.88V	41.02V	41.16V
Short Circuit Current (Isc)	17.62A	17.69A	17.75A	17.82A	17.89A
Open Circuit Voltage (Voc)	48.88V	49.08V	49.28V	49.48V	49.68V

Mechanical Characteristics

Cell Type	Mono N-Type, 132(6×22) Half-Cut cells
Glass	2mm+2mm, High Transmission, Low Iron, Semi-Tempered glass
Frame	Anodized Aluminum Alloy
Junction Box	IP68 Rated
Dimension	2382x1134x30mm
Output Cable	4mm ² (EU), 300mm, length can be customized
Weight	32.4kg
Connector	MC4 Compatible

Packing Information

Container	40' HQ
Pallets per Container	20
Pieces per Container	740

Characteristics

Temperature Coefficient of Voc	-0.24%/°C
Temperature Coefficient of Isc	+0.04%/°C
Temperature Coefficient of Pmax	-0.30%/°C
Nominal Operating Cell Temperature(NOCT)	43±2°C
Fire Performance	IEC Class C

Remark: Electrical data in this catalog do not refer to a single module and they are not part of the offer. They only serve for comparison among different module types.

Maximum Ratings

Operatinh Temperature	-40°C~+85°C
Maximum System Voltage	1500VDC
Maximum Series Fuse Rating	30A

