



mounting systems



Light-S ProLine

Application	Flat roofs
Roofing	For all roof coverings (also gravel)
Roof inclination	Up to 5°
Bulding height	Depending on wind loads on site
Module width	950 – 1052 mm 1030 – 1134 mm
Module length	Up to 2300 mm
Module inclination	10° or 15°
Supporting profiles	Aluminium (EN AW 6063 T66)
Sheet metal components	Galvanised steel (DX51A+Z275)
Small parts	Stainless steel (V2A)
Color	Aluminium: plate finish
Warranty	10 years



Flat Roof



South Orientation




Framed Module




Frameless Module



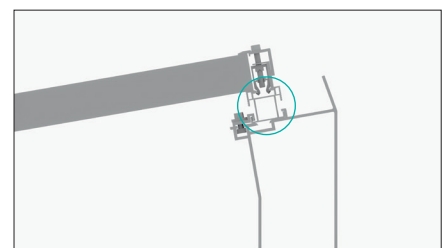
Orientation Landscape



Detail front support



Detail back support



Additional rail

