

## M10 Mono Half Cell Module

# JF-182DHN3F

# 415~440W

(Positive power tolerance of 0~+5W)

IEC61215/IEC61730  
ISO9001:Quality Management System  
ISO14001:Environmental Management System  
ISO45001:Occupational Health and Safety Management System



JF SOLAR



## Key Features



Less Shading Effect



PID Resistance



Enhanced Mechanical Load



MBB Half Cut Cell With TOPCon Technology



Higher Power Output



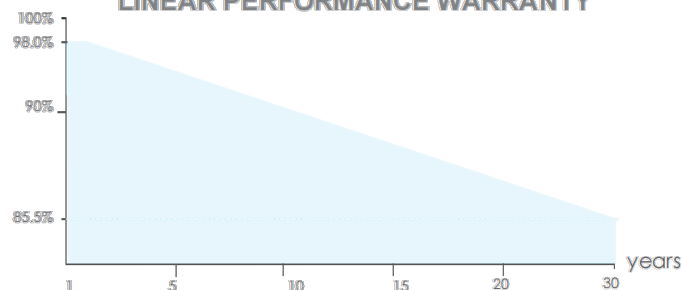
Better Low-light Performance

**12** year Warranty for Materials and Processing

**30** year Warranty for Extra Linear Power Output

**-0.5%** Annual Degradation Over 30 years

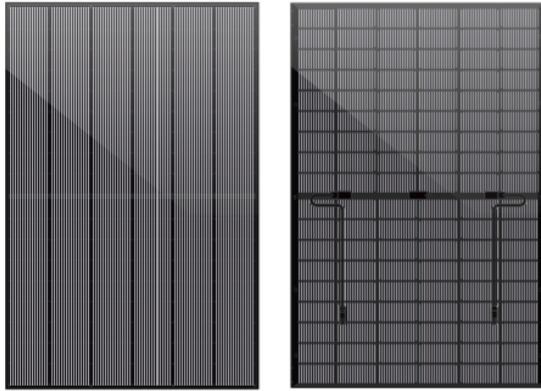
### LINEAR PERFORMANCE WARRANTY



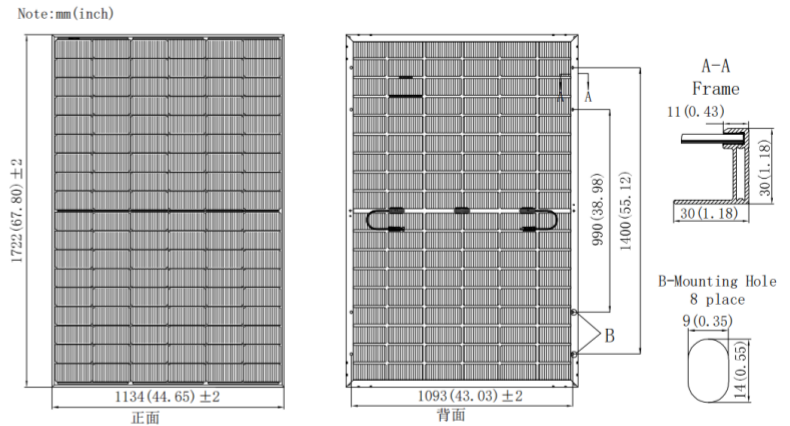
# M10 Mono Half Cell Module

**JF-182DHN3F 415~440W**  
(Positive power tolerance of 0~+5W)

## PHOTOS



## ENGINEERING DRAWINGS



Note:mm

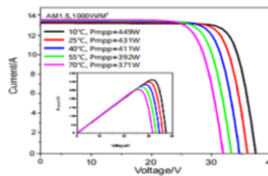
## SPECIFICATIONS

(Dimension: 1722\*1134\*30mm)

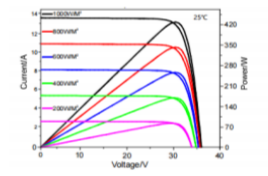
Cell	6×18 mono solar cell
Junction Box	IP≥ 68,TÜV & UL
Cable&Connector	4mm <sup>2</sup> ,TS4 / MC4-EVO2
Cable Lenath	300mm or as customer's requirements
Weight	23.4kg
Packing	36pcs/pallet
Loading Capacity	936pcs/40HQ
Max. Static Load(Front)	5400Pa
Max. Static Load(Back)	2400Pa

## IV CURVES

Current-Voltage Curve (JF-182DHN3F)



Power-Voltage Curve (JF-182DHN3F)



Module Type	JF-182DHN3F-415W		JF-182DHN3F-420W		JF-182DHN3F-425W		JF-182DHN3F-430W		JF-182DHN3F-435W		JF-182DHN3F-440W	
	STC	NOCT	STC	NOCT	STC	NOCT	STC	NOCT	STC	NOCT	STC	NOCT
Test Environment	STC	NOCT	STC	NOCT	STC	NOCT	STC	NOCT	STC	NOCT	STC	NOCT
Maximum Power (W)	415	312	420	316	425	320	430	324	435	328	440	331
Open Circuit Voltage (V)	37.83	35.94	38.02	36.12	38.21	36.30	38.40	36.48	38.54	36.61	38.68	36.74
Short Circuit Current (A)	13.97	11.28	14.05	11.34	14.13	11.41	14.21	11.47	14.38	11.61	14.55	11.75
Maximum Power Voltage (V)	31.44	29.30	31.63	29.48	31.82	29.65	31.99	29.81	32.12	29.93	32.25	30.06
Maximum Power Current (A)	13.2	10.66	13.28	10.73	13.36	10.79	13.45	10.86	13.55	10.94	13.65	11.03
Module Efficiency (%)	21.25		21.51		21.76		22.02		22.28		22.79	
Tolerance	0~+5W											
Maximum System Voltage	1500V(IEC)											
Temp. Coeff. of Voc	-0.250 % / °C											
Temp. Coeff. of Isc	0.045 % / °C											
Temp. Coeff. of Pm	-0.290 % / °C											
Operational temperature	-40 to + 85 °C											
Nominal operating cell temperature (NOCT)	45±2 °C											
Max. Series Fuse	30A											

STC: Irradiance 1000W/m<sup>2</sup> Cell Temperature 25°C AM=1.5
NOCT: Irradiance 800W/m<sup>2</sup> Ambient Temperature 20°C AM=1.5 Wind Speed 1m/s



Anhui JF solar Technology Co.,Ltd

www.jf-solartech.com

E-mail:info@jf-solartech.com TEL:+86 555-3866688

ADD:N0.9,West Taiyanghe Road,He County EDZ,Maanshan City,Anhui Province,China

JF Solar Co., Ltd All rights reserved.  
Specifications included in this datasheet  
are subject to change without notice.  
version:EN-20210407A