




pvb.com

BENY Microinverter



ZHEJIANG BENYI NEW ENERGY CO.,LTD.

CHANGJIANG RD, WENZHOU DAQIAO INDUSTRY PARK, BEIBAIXIANG TOWN, YUEQING, WENZHOU CITY, ZHEJIANG PROVINCE, CHINA
TEL: +86-577-5717 7008 FAX: +86-577-5717 7007

✉ info@beny.com
🌐 www.pvb.com

♻️ This catalogue has been printed on ecological paper.
© Zhejiang Benyi New Energy Co., Ltd. All rights reserved.
⚠️ If the models and specifications in this product catalogue change due to product updates, we will not provide prior notification.



VERSION: 20240606-01



Catalogue

www.pvb.com

ZBENY



Company Introduction

As a national high-tech enterprise, BENY New Energy is concentrating on developing renewable energy for a sustainable future.

We are a leading brand annually producing hundreds of thousands of quality DC protection products and EV charging stations for complete and reliable solar photovoltaic, battery energy storage, and EV charging system.

Offering solar PV switchgear and solar combiner solutions 1000V 1500V. Newly launch solar panel RSD, solar fire safety switches for higher safety level, microinverter for solar buildings for higher efficiency.

The newest EV charging and energy storage solutions are compatible with solar PV power which is reliable for residential and commercial applications.



100+

R&D Engineer



100+

Possess an invention patent



Certification

Has been granted by several countries



40+

National and regional customer recognition

**We are Working
on a Sustainable
Future.**



30⁺
Years of
Experience

20⁺
Million Annual
Production
Capacity



Microinverter Combination



SAFETY

Low DC voltage
invisible



QUALITY

Components selected
from world-class brands



OPTIMIZATION

High efficiency for
each module



PARALLEL INPUT

Industry's largest
continuous input current



FLEXIBILITY

Adapts to any system size
and optimizes space



PLUG & PLAY

AC BUS design no
single point of failure




25 YEARS

30-year design life
up to 25-year warranty



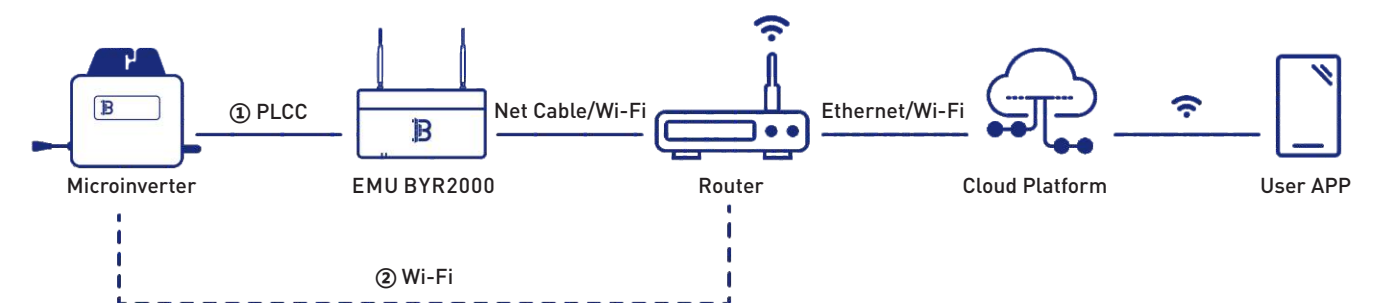
SMART


Module-level online smart
monitoring



Monitoring solution

Communication with BENY microinverters through PLCC/Wi-Fi enables users to manage the systems in a smart digital way.





BYM1000



Adapted to 60~75-cell or 120~150 half-cell PV modules



Static MPPT efficiency 99.80%



High reliability, IP67 (NEMA 6) enclosure

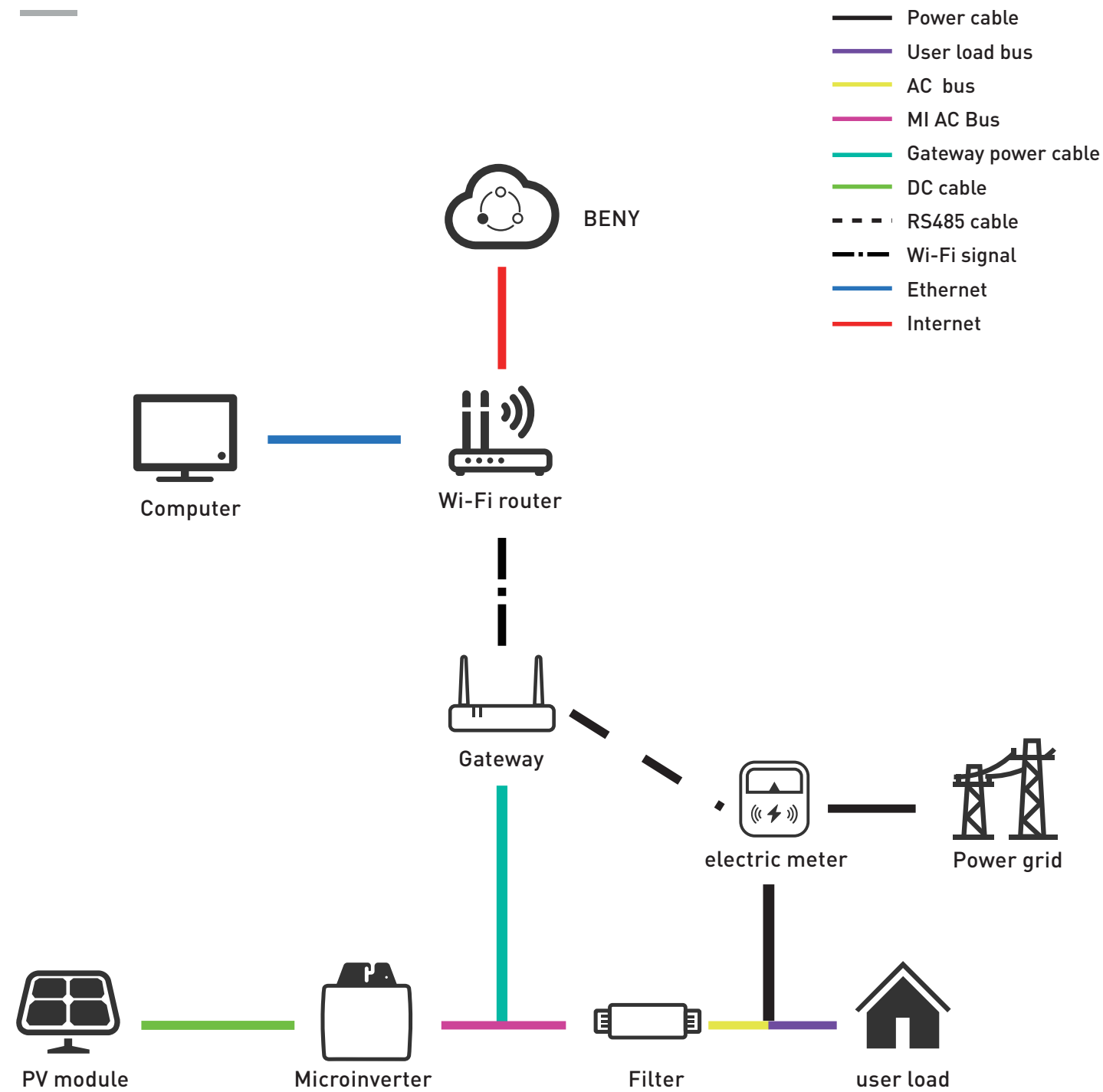
Description

With the maximum output power of 1000VA/1200VA, BENY microinverters connect to 2 modules and enable module-level maintenance and management of the PV station by monitoring power generation of each module. Module-level data can be uploaded to the monitoring platform via BENY data transfer units through PLCC/Wi-Fi.



Input Data (DC)	
Model	BYM1000
Recommended input power (STC)	{450~750} W*2,60~75-cell/120~150 half-cell {350~550} W*4,66~75-cell/132~150 half-cell
MPPT voltage range	24V~50V
Operating voltage range	16V~60V
Maximum input voltage	60V
Max. short circuit current	20A*2
Max. input current	18A*2
Output Data (AC)	
Rated output power	1000VA
Maximum output power	1000VA (Vac≥230V, Vmp≥34)
Rated voltage (range)	230V (176V~265V)
Rated frequency (range)	50Hz/60Hz (46.5Hz~62Hz)
Maximum continuous output current	4.55A
Maximum harmonic distortion	<4%
Power factor	>0.99 (Default)
Maximum connection number in one string (PLCC) (30A circuit breaker, 10AWG cable)	6 units
Maximum connection number in one string (Wi-Fi) (40A circuit breaker, 10AWG cable)	8 units
Efficiency	
Peak efficiency	96.5%
MPPT efficiency	>99.8%
Night power consumption	<100mW
Other Parameters	
Communication method	PLCC/Wi-Fi (Optional)
Safety protection	Class I
Enclosure rating	IP67
Operating temperature	-40°C to +70°C
Storage temperature	-40°C to +85°C
Relative humidity	0~98%
Transformer design	High frequency transformer, Electrical isolated
Overvoltage class	OVC III (AC), OVC II (PV)
Warranty period	12 / 25 years (Optional)
Dimensions (L*W*H mm)	272.9*260.9*34.5
Weight (kg)	3.5
Safety regulations	IEC/EN61000-6, CISPR11+A1+A2, IEC/EN 62109-1/2. EN 50549-1:2019 VDE-AR-N 4105:2018/DIN VDE 0124:2020.AS 4777.2:2020.INMETRO. UTE C15-712-1/DIN VDE 0126/VFR 2019,G98,CEI0-21:2020,NC RFG.NTS DAKKS

System diagram-PLCC



System diagram-Wi-Fi

