

N-TYPE MONO CRYSTALLINE HALF CUT MODULE - SINGLE GLASS

490 / 495 / 500 / 505 Watts

Lynx Series




Overview

N-type solar cells (TOPCon) are seen as the technology of the future. N-type (TopCon) technology guarantees high performance and low degradation of the PV module, substantially improving the results and the yield in the time. "Lynx" Series module is the ideal solution for end users who want a Quality PV & reliable product over time and a fast turnaround on their investments.

Key Benefits

	Zero light induced Degradation		30 Years Limited Product Warranty
	Higher yield per surface area		Low Pmax Temperature Coefficient
	Low LCOE		Higher Light Conversion



Guaranteed mechanical resistance to severe weather conditions



Positive Tolerance

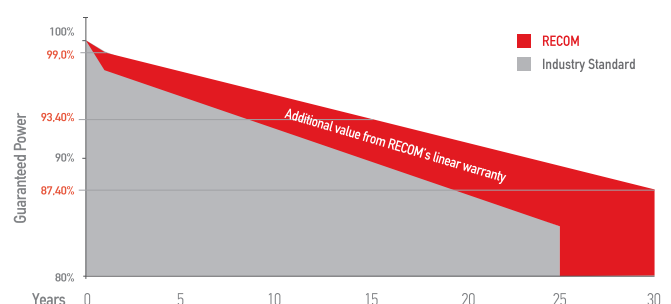


100 % electro-luminescence tested

Tests, Certifications and Warranties

Standard Tests	IEC 61215, IEC 61730
Factory Quality Tests	ISO 9001: 2015, ISO 14001: 2015
Certifications	Conformity to CE, PV CYCLE Fire safety Class C according to UL790
Insurance	Third party liability insurance provided by Liberty Mutual
Wind and Snow Loads Testing	Module certified to withstand extreme wind (2400 Pascal) and snow loads (5400 Pascal)
Withstanding Hail	Maximum Diameter of 25 mm with impact speed of 23 m/s
Power Tolerance	Guaranteed +0/+5W (STC condition)
Warranties	<ul style="list-style-type: none"> 30-year limited product warranty 15-year manufacturer warranty on 93.40% of the nominal performance 30-year transferable linear power output warranty

Linear Performance Warranty



First Year Output	$\geq 99.0\%$	2-30 Year Decline	$\leq 0.40\%$	30 Year Output	$\geq 87.40\%$
-------------------	---------------	-------------------	---------------	----------------	----------------

Lynx

N-TYPE MONO CRYSTALLINE HALF CUT MODULE - SINGLE GLASS

RCM-xxx-RNG (xxx=490-505)

Electrical Characteristics

POWER CLASS ⁽¹⁾			490		495		500		505	
Testing Condition			STC ⁽²⁾	NMOT ⁽³⁾	STC	NMOT	STC	NMOT	STC	NMOT
Maximum Power	Pmax	[Wp]	490	372,60	495	376,20	500	380,20	505	383,70
Maximum Power Voltage	Vmp	[V]	32,80	30,70	33,00	30,90	33,20	31,10	33,40	31,30
Maximum Power Current	Imp	[A]	14,94	12,12	15,00	12,17	15,07	12,22	15,12	12,26
Open Circuit Voltage	Voc	[V]	39,20	37,10	39,40	37,30	39,60	37,50	39,80	37,70
Short Circuit Current	Isc	[A]	15,81	12,76	15,87	12,80	15,94	12,86	15,99	12,90
Module Efficiency	Eff	[%]	21,89		22,11		22,34		22,56	
Maximum Series Fuse	IR	[A]	25							
Maximum System Voltage	VSYS	[V]	1500V DC							

(1) Measurement Tolerances: P_{max} (± 3%), I_{sc} & V_{oc} (± 3%) - Power Classification 0/+5W

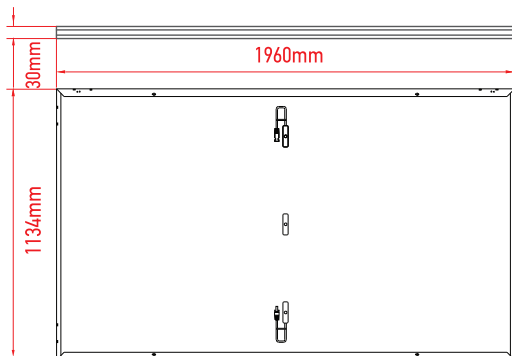
(2) STC (Standard Testing Condition): Irradiance 1000W/m², Cell Temperature 25°C, AM 1.5

(3) NMOT (Nominal Operating Module Temperature): Irradiance 800W/m², NMOT, Ambient Temperature 20°C, AM 1.5, Wind Speed 1m/s

Mechanical Data

Dimensions	1960 mm x 1134 mm x 30 mm
Weight	27,0 Kg
Cell Type	N-Type - 182mm x 105mm (2 x 54 Pcs) - G12R
Front Glass	2.0 mm + 2.0mm, High Transmission, AR Coated Heat Strengthened Glass
Rear Side	Anti-aging film
Frame	Anodized Aluminium Alloy (Black)
Junction Box	IP68, 3 Bypass diodes
Connector	MC4- EV02 compatible
Output cable	4mm ² - Length: 1200 mm (or can be customized)

Dimensions

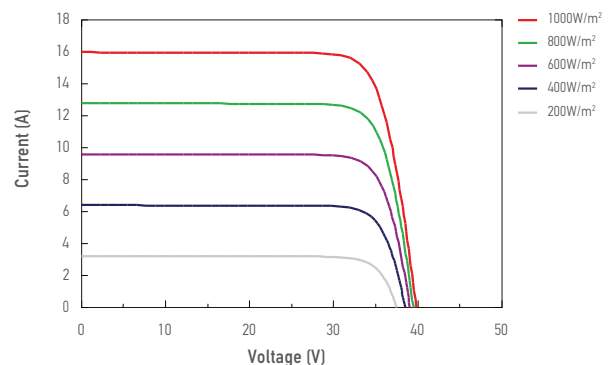


RECOM assumes no liability or responsibility for any typographical error, layout error, misinformation, any other error, omission, contained herein.

www.recom-tech.com

I-V Curve

The module relative power loss at low light irradiance of 200W/m² is less than 3%.



Temperature Characteristics

P _{max} Temperature Coefficient	-0.28% / °C
V _{oc} Temperature Coefficient	-0.23% / °C
I _{sc} Temperature Coefficient	+0.045% / °C
Operating Temperature	-40~+85 °C
Nominal Operating Module Temperature (NMOT)	42 ± 2 °C

Packing Configuration

Container	40' HC
Pieces per Pallet	36
Pallets per Container	24
Pieces per Container	(36+36)x12=864 pcs

The specification and key features described in this datasheet may deviate slightly and are not guaranteed. Due to on-going innovation, research and product enhancement, RECOM Technologies reserves the right to make any adjustment to the information described herein at any time without notice. Please always obtain the most recent version of the datasheet which shall be duly incorporated into the binding contract made by the parties governing all transactions related to the purchase and sale of the products described herein. Please read the safety and installation instructions before using the modules.

© Copyright 2024. RECOM