

GRANKIA

N-TOPCon

590W - 620W

BIFACIAL DOUBLE GLASS HALF CELL SOLAR MODULE

12-year product warranty

30-year linear power output warranty

590-620W /Output Power

21.91% /Maximum Efficiency

0~+5W /Power Tolerance

CERTIFICATES

*ISO9001:2015
*ISO14001:2015
*ISO45001:2018
*TUV、CE、SGS、INMETRO、ROHS、IEC

KEY FEATURES

N-TOPCon Half Cell
The power of Half-cell solar panel increases, and the hot spot temperature reduces because of lower working current

Extended Wind and Snow Load Tests
Module certified to withstand extreme wind (2400 Pascal) and snow loads(5400 Pascal)

High PID Resistant
Advanced cell technology and qualified materials lead to high PID resistant

Current Sorting Process
System output maximized by reducing mismatch losses up to 2% with modules sorted & packaged by amperage

Positive Tolerance
Positive tolerance of up to 0~+5W delivers higher outputs reliablity

1500V
Backsheet and junction box supporting 1500V system

QUALITY GUARANTEE

≤1% The first year attenuation

0.4% Annual Degradation over 30 years

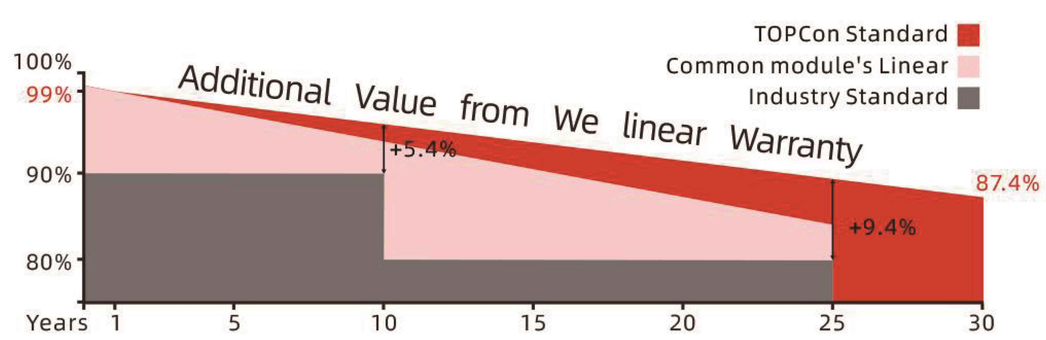

- 30-year linear power output warranty
- 12-year product warranty

GRANKIA Electric (Guangdong) Co., Ltd.
Email: sales@grankia.com | Web: https://www.grankia.com

590W - 620W

ENGINEERING DRAWING

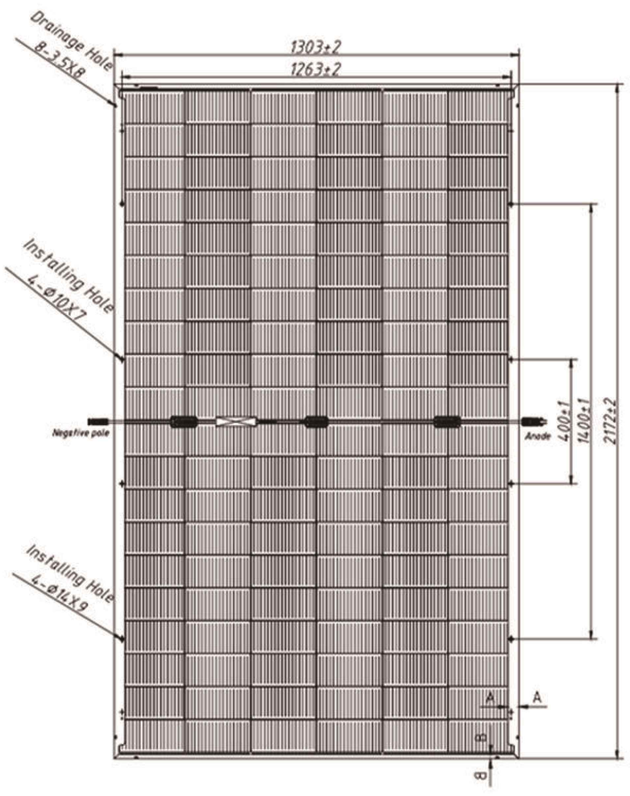

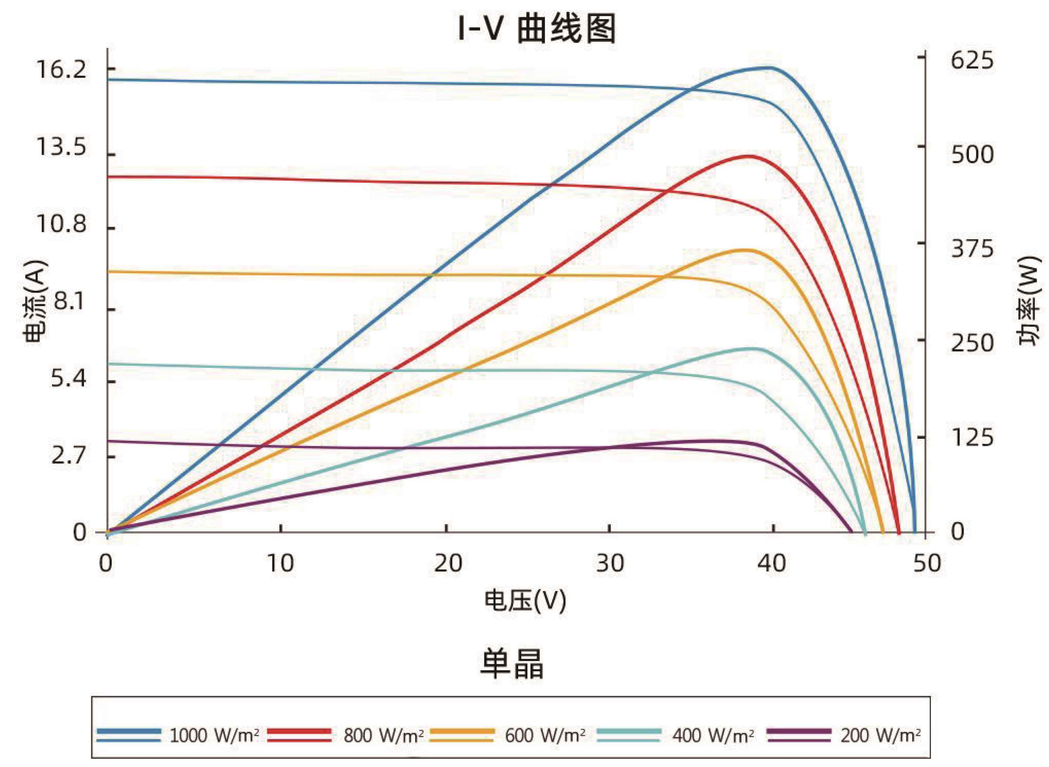

Excellent performance under weak light conditions: at an irradiation intensity of 800W/m²(AM 1.5, 25℃), 95.5% or higher of the STC efficiency(1000W/m²) is achieved.

ELECTRICAL CHARACTERISTICS

STC	GT590W-120M	GT595W-120M	GT600W-120M	GT605W-120M	GT610W-120M	GT615W-120M	GT620W-120M
MAXIMUM POWER(PMAX)	590W	595W	600W	605W	610W	615W	620W
Optimum Operating Voltage(Vmp)	39.70V	40.00V	40.30V	40.50V	40.80V	41.10V	41.40V
Optimum Operating Current(Imp)	14.86A	14.89A	14.91A	14.94A	14.96A	14.98A	14.99A
Open Circuit Voltage(Voc)	47.80V	48.10V	48.40V	48.70V	49.00V	49.30V	49.60V
Short Circuit Current(Isc)	15.72A	15.76A	15.80A	15.83A	15.86A	15.89A	15.91A
Module Efficiency	20.85%	21.02%	21.20%	21.38%	21.55%	21.73%	21.91%
Operating Module Temperature	-40℃ to +85℃						
Maximum System Voltage	1500V DC（IEC）						
Power Tolerance	0~+5W						
STC	lrradiance 1000 W/m², module temperature 25℃, AM=1.5; Best in Class AAA solar simulator (IEC 60904-9) used						

MECHANICAL CHARACTERISTICS

Solar Cell	210mm MBB N-TOPCon
No. of Cells	120（6x10x2）
Dimensions	2172±1mmx1303±1mmx30/35±1mm
Weight	35.3kg±0.5%
Superstrate	HighTransmission, AR Coated Heat Strengthened Glass
Substrate	Heat Strengthened Glass
Frame	Anodized Aluminium Alloy
Junction box	IP68 rated
Cables	TÜV (2Pfg1169:2007)
	4.0 mm²(0.006 inches²), 300mm/Customized
Connectors	MC4 connectors

TEMPERATURE CHARACTERISTICS

NOCT	43±2℃
Temperature Coefficient of Pmax	-0.290%/℃
Temperature Coefficient of Voc	-0.240%/℃
Temperature Coefficient of Isc	-0.040%/℃

PACKING CONFIGURATION (30MM/35MM)

Per Pallet	36/31Pieces
Per Container (40' HQ)	720/620Pieces

Note: Specifications subject to technical changes and tests,
We reserves the right of final interpretation.

GRANKIA Electric (Guangdong) Co., Ltd.
Email: sales@grankia.com | Web: https://www.grankia.com