

GRANKIA

N-TOPCon

675W - 695W

BIFACIAL DOUBLE GLASS HALF CELL SOLAR MODULE

12-year product warranty

30-year linear power output warranty

675-695W /Output Power

22.40% /Maximum Efficiency

0~+5W /Power Tolerance

CERTIFICATES

*ISO9001:2015
*ISO14001:2015
*ISO45001:2018
*TUV、CE、SGS、INMETRO、ROHS、IEC

KEY FEATURES

N-TOPCon Half Cell
The power of Half-cell solar panel increases, and the hot spot temperature reduces because of lower working current

Extended Wind and Snow Load Tests
Module certified to withstand extreme wind (2400 Pascal) and snow loads(5400 Pascal)

High PID Resistant
Advanced cell technology and qualified materials lead to high PID resistant

Current Sorting Process
System output maximized by reducing mismatch losses up to 2% with modules sorted & packaged by amperage

Positive Tolerance
Positive tolerance of up to 0~+5W delivers higher outputs reliablity

1500V
Backsheet and junction box supporting 1500V system

QUALITY GUARANTEE

≤1% The first year attenuation

0.4% Annual Degradation over 30 years

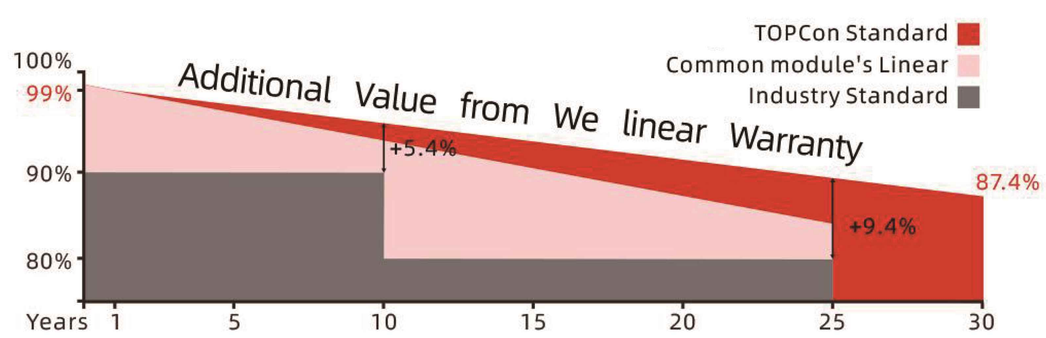

- 30-year linear power output warranty
- 12-year product warranty

GRANKIA Electric (Guangdong) Co., Ltd.
Email: sales@grankia.com | Web: https://www.grankia.com

675W - 695W

ENGINEERING DRAWING



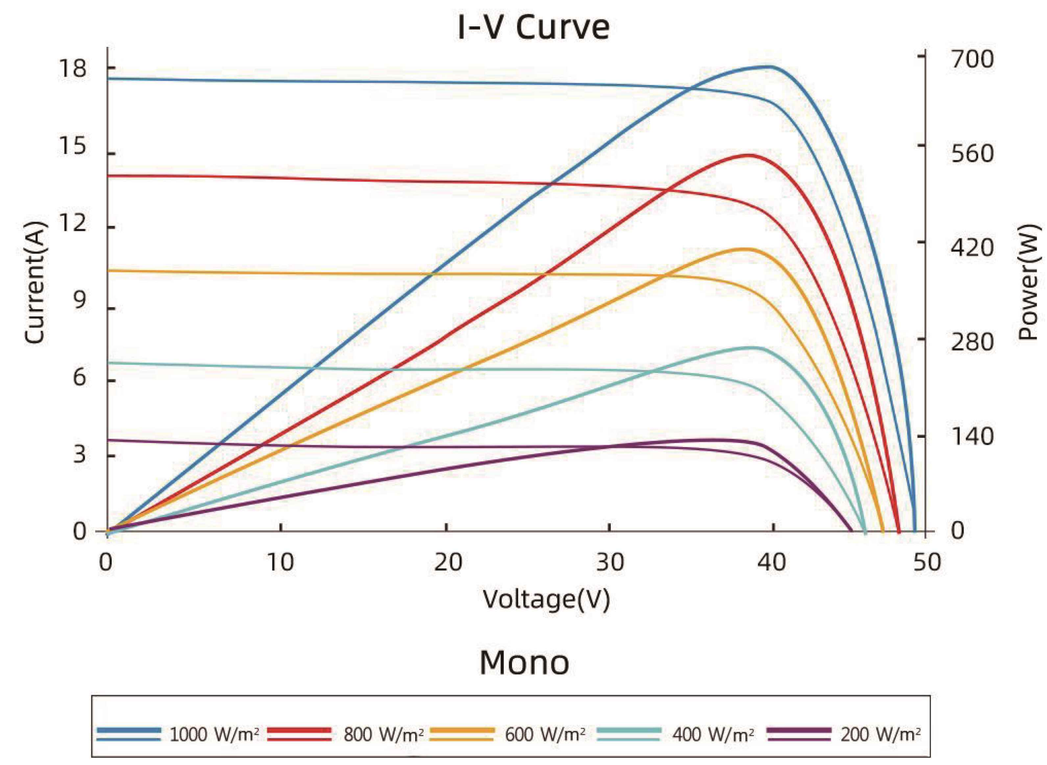

Excellent performance under weak light conditions: at an irradiation intensity of 800W/m²(AM 1.5, 25℃), 95.5% or higher of the STC efficiency(1000W/m²) is achieved.

ELECTRICAL CHARACTERISTICS

STC	GT675W-132M	GT680W-132M	GT685W-132M	GT690W-132M	GT695W-132M
MAXIMUM POWER(PMAX)	675W	680W	685W	690W	695W
Optimum Operating Voltage(Vmp)	39.00V	39.20V	39.80V	40.10V	40.30V
Optimum Operating Current(Imp)	17.31A	17.35A	17.19A	17.23A	17.25A
Open Circuit Voltage(Voc)	46.90V	47.10V	47.70V	47.90V	48.3V
Short Circuit Current(Isc)	18.24A	18.29A	18.21A	18.25A	18.28A
Module Efficiency	21.73%	21.89%	22.10%	22.20%	22.40%
Operating Module Temperature	-40℃ to +85℃				
Maximum System Voltage	1500V DC（IEC）				
Power Tolerance	0~+5W				
STC	lrradiance 1000 W/m², module temperature 25℃, AM=1.5; Best in Class AAA solar simulator (IEC 60904-9) used				

MECHANICAL CHARACTERISTICS

Solar Cell	210mm MBB N-TOPCon
No. of Cells	132（6x11x2）
Dimensions	2384±2mmx1303±2mmx33/35±1mm
Weight	38kg±0.5%
Glass	2.0mm tempered glass
Frame	Anodized Aluminium Alloy
Junction box	Ip68 rated
Output Cables	TÜV (2Pfg1169:2007)
	4.0 mm²(0.006 inches²), 300mm/Customized
Connectors	MC4 connectors

TEMPERATURE CHARACTERISTICS

NOCT	45±2℃
Temperature Coefficient of Pmax	-0.240%/℃
Temperature Coefficient of Voc	-0.220%/℃
Temperature Coefficient of Isc	-0.047%/℃

PACKING CONFIGURATION (30MM/35MM)

Per Pallet	33/31Pieces
Per Container (40' HQ)	594/558Pieces

Note: Specifications subject to technical changes and tests,
We reserves the right of final interpretation.

GRANKIA Electric (Guangdong) Co., Ltd.
Email: sales@grankia.com | Web: https://www.grankia.com