


## 2V TUBULAR GEL SERIES VRLA BATTERY

The OPzV series adopts an Immobilized Gel and Tubular Positive Plate technology. It offers high reliability and stable performance. By using die-casted positive grid and patented active material formula, it exceeds the DIN standard values and offer 20+ years design life in float service. It is very suitable for cyclic use under extreme operating conditions. This series is recommended for telecom outdoor applications, renewable energy systems and other harsh environment applications.



### SPECIFICATIONS

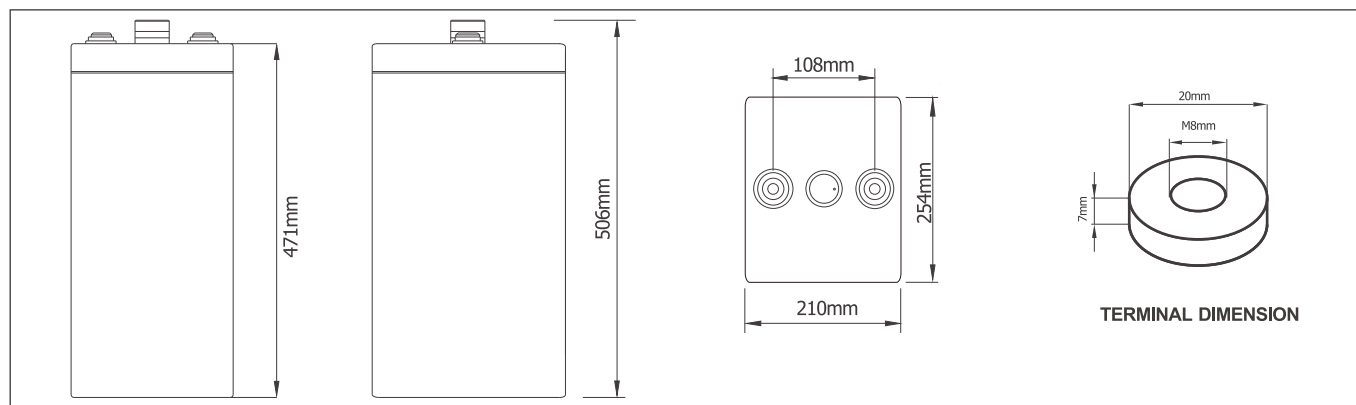
Nominal Voltage (V)	2
Designed Floating Life (20°C)	20+ Years
Nominal Capacity (20°C)	700 Ah @ C10 (to 1.80Vpc)
Dimensions	L254mm × W210mm × H506mm
Approx. Weight	51.0 kg (112.5 lbs)
Terminal Type	Female Copper Insert M8 (torque:10~12N.m)
Internal Resistance	Approx. 0.55mOhm (fully charged @ 25°C)
Max. Charge Current	140 A
Max. Discharge Current (5S)	2000 A
Short Circuit Current	3300 A
Self Discharge	Approx. 2% per month @ 20°C
Ambient Temperature	Discharge: -40~65°C Charge: -30~65°C Storage: -25~45°C
Float Charge Voltage	2.23V @25°C (-3mV / °C/ cell)
Equalize Charge Voltage	2.35V @25°C
Container Material	ABS(UL94-V0 optional)



### Complied standards

- IEC 60896-21/22
- DIN40472
- IEC61427
- YD/T1360
- Eurobat guide, long life
- BS6290 part 4
- UL1989

### DIMENSIONS



### BATTERY DISCHARGE TABLE

#### Constant Current Discharge Characteristics: Amps (20°C)

F.V/Time	10min	15min	30min	1h	2h	3h	5h	8h	10h
1.90V	257	250	233	196	167	140	104	74.1	61.3
1.87V	350	327	289	229	187	154	112	78.8	64.8
1.85V	402	369	317	250	206	166	120	82.4	67.3
1.83V	469	411	343	275	220	175	123	85.0	68.6
1.80V	525	476	384	303	232	184	125	86.1	70.0
1.75V	556	523	450	330	242	189	127	87.5	72.1
1.70V	605	574	495	349	251	193	130	88.9	73.5
1.65V	707	646	539	371	258	196	132	90.3	74.9
1.60V	770	709	572	383	264	200	135	92.0	76.3

#### Constant Power Discharge Characteristics: W/cell (20°C)

F.V/Time	10min	15min	30min	1h	2h	3h	5h	8h	10h
1.90V	496	483	454	385	330	279	208	149	124
1.87V	663	621	554	442	365	304	223	157	130
1.85V	752	692	600	477	397	323	235	163	134
1.83V	866	761	641	520	420	338	238	167	135
1.80V	955	871	708	566	438	351	240	167	136
1.75V	996	941	819	607	451	355	242	168	139
1.70V	1069	1019	887	633	463	358	243	169	140
1.65V	1227	1129	952	664	470	360	246	170	142
1.60V	1309	1214	991	673	473	361	248	171	143

### PARAMETERS FOR SOLAR & WIND APPLICATIONS

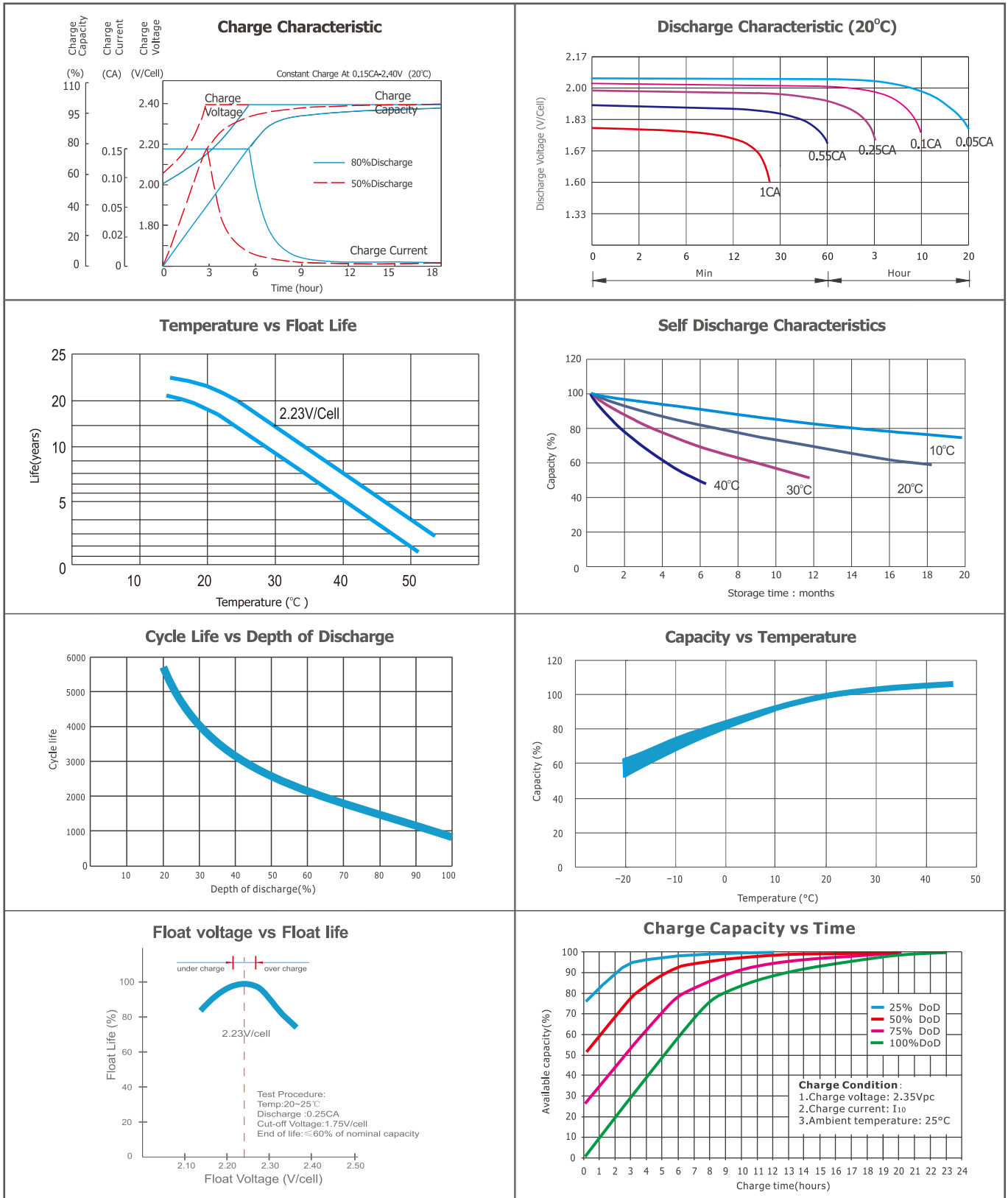
Long time discharge capacity for Solar & Wind applications

Capacity	C20 (Ah)	C24 (Ah)	C48 (Ah)	C72 (Ah)	C100 (Ah)	C120 (Ah)	C240 (Ah)
OPzV2-700	758	791	854	880	887	897	912
Final Voltage	1.80V						
	1.85V						

#### Solar & Wind applications parameters settings

Over voltage disconnect:	2.45±0.01V/cell @ 25°C
Regulation/equalize voltage:	2.40±0.01V/cell @ 25°C
Array reconnection voltage:	2.25±0.005V/cell @ 25°C
Float voltage setting:	2.27±0.005V/cell @ 25°C
Low voltage alarm voltage:	1.95±0.005V/cell @ 25°C
Low voltage disconnect:	1.90±0.005V/cell @ 25°C
Load reconnect voltage:	2.09±0.01V/cell @ 25°C
Temp. compensate coefficient:	-3~-5mV/cell/°C

## CHARACTERISTICS



### FINAL VOLTAGE SETTINGS RECOMMENDED ACCORDING TO THE DISCHARGE CURRENT

Discharge Current I (A)	I < 0.05C	0.05C ≤ I < 0.08C	0.08C ≤ I < 0.2C	0.2C ≤ I < 0.6C	0.6C ≤ I < 1.0C	1C ≤ I ≤ 2C
Final of Voltage	≥1.90Vpc	≥1.85Vpc	≥1.80 Vpc	≥1.75 Vpc	≥1.7 Vpc	≥1.6 Vpc

### CONTACT US:

Company: Zhejiang Chisen Battery Co., Ltd  
 Address: Room 3305, Building 2, Wealth Financial Center, Shangcheng District, Hangzhou, Zhejiang  
 Website: <https://www.chisen.cn>  
 Email: [sales@chisen.cn](mailto:sales@chisen.cn) [chisenbattery@gmail.com](mailto:chisenbattery@gmail.com)  
 Facebook: <https://www.facebook.com/chisenbattery>  
 LinkedIn: <https://linkedin.com/company/chisen>  
 VK: <https://vk.com/chisenbattery>

Note: All above information shall be changed without prior notice, CHISEN reserves the right to explain and update the latest information.