


## 2V TUBULAR FLOODED SERIES BATTERY

The OPzS series is a traditional tubular plate flooded battery which offers 20+ years design life according to the standard IEC60896-11. With a new design and technical improvement, it offers maximum efficiency and reliability for the widest variety of applications. This series is highly suited for all standby power applications that require the highest levels of reliability and security.



### SPECIFICATIONS

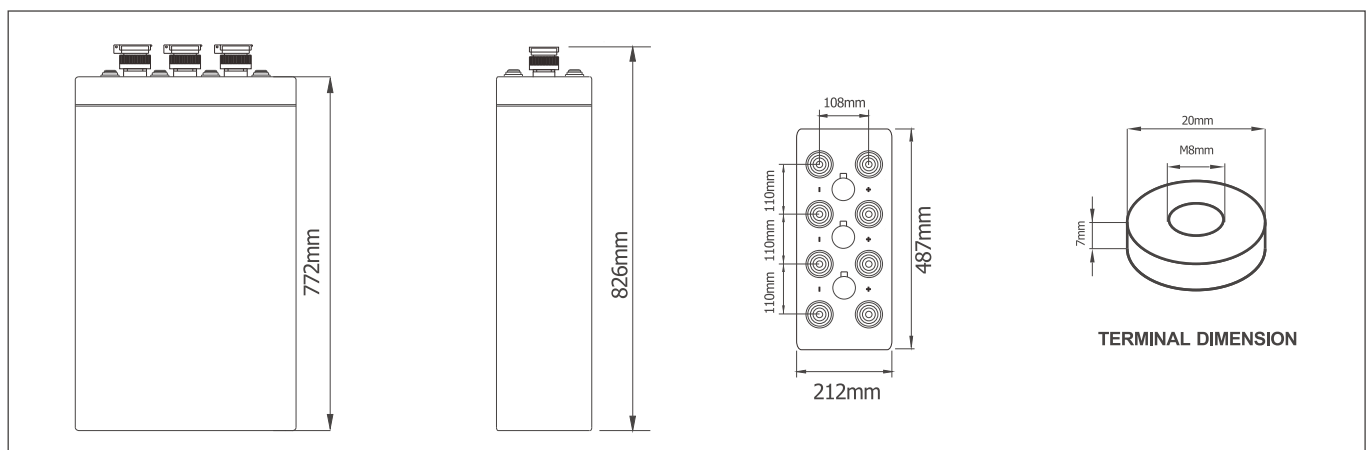
Nominal Voltage (V)	2
Designed Floating Life (20°C)	20+ Years
Nominal Capacity (20°C)	2500 Ah @ C <sub>10</sub> (to 1.80Vpc)
Dimensions	L487mm × W212mm × H826mm
Approx. Weight	Without electrolyte: 131Kg (289 lbs) With electrolyte: 183Kg (404 lbs)
Electrolyte	Diluted sulphuric acid of 1.240 g/cm <sup>3</sup> (20°C) Acid weight: 52Kg
Terminal Type	Female Copper Insert M8 (torque:10~12N.m)
Internal Resistance	Approx. 0.30mOhm (fully charged @ 20°C)
Max. Charge Current	500 A
Max. Discharge Current (5S)	4000 A
Short Circuit Current	6700 A
Self Discharge	Approx. 4% per month @ 20°C
Ambient Temperature	Discharge: -25~65°C Charge: -20~65°C Storage: -15~40°C
Float Charge Voltage	2.23V @25°C (-3mV / °C/ cell)
Equalize Charge Voltage	2.35V @25°C
Container Material	SAN



### Complied standards

- IEC 60896-11
- DIN40736
- IEC61427
- Eurobat guide, long life
- BS6290 part 4
- UL1989

### DIMENSIONS



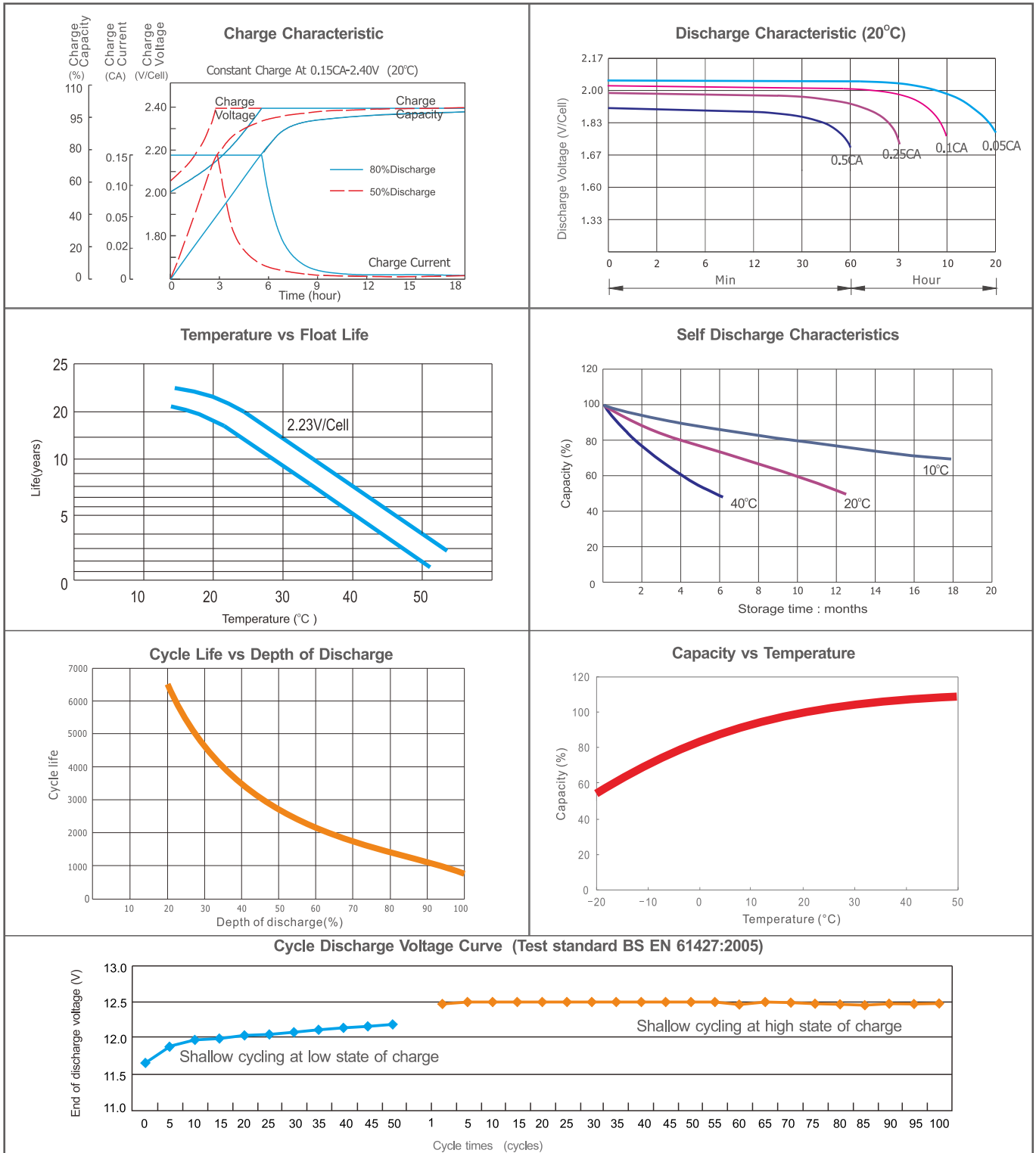
### Constant Current Discharge Characteristics: Amps (20°C)

F.V./Time	5min	10min	15min	30min	1h	2h	3h	4h	5h	8h	10h	20h
1.90V	848	771	701	686	748	585	473	398	348	258	228	125
1.85V	916	878	863	859	850	648	523	440	408	273	238	131
1.80V	1462	1403	1373	1182	1093	763	640	500	433	308	250	138
1.75V	1755	1683	1632	1352	1218	825	663	520	445	313	258	144

### Constant Power Discharge Characteristics: W/cell (20°C)

F.V./Time	5min	10min	15min	30min	1h	2h	3h	4h	5h	8h	10h	20h
1.90V	1645	1496	1343	1298	1438	1250	1028	868	745	543	470	252
1.85V	1777	1704	1655	1613	1635	1413	1075	965	828	593	510	275
1.80V	2837	2722	2333	2159	2143	1713	1368	1118	945	668	550	285
1.75V	3404	3266	2393	2174	2160	1780	1448	1183	988	678	573	292

## CHARACTERISTICS



### Long time discharge capacity for Solar & Wind applications

Capacity	C24 (Ah)	C48 (Ah)	C72 (Ah)	C100 (Ah)	C120 (Ah)	C240 (Ah)
OPzS2-2500	2825	3100	3250	3375	3425	3500
Final Voltage	1.85 V					

### Solar & Wind applications parameters settings

Over voltage disconnect:	2.47±0.01V/cell @ 25°C
Regulation/equalize voltage:	2.40±0.01V/cell @ 25°C
Array reconnection voltage:	2.23±0.005V/cell @ 25°C
Float voltage setting:	2.25±0.005V/cell @ 25°C
Low voltage alarm voltage:	1.95±0.005V/cell @ 25°C
Low voltage disconnect:	1.90±0.005V/cell @ 25°C
Load reconnect voltage:	2.09±0.01V/cell @ 25°C
Temp. compensate coefficient:	-4mV/cell/°C

### CONTACT US:

Company: Zhejiang Chisen Battery Co., Ltd

Address: Room 3305, Building 2, Wealth Financial Center, Shangcheng District, Hangzhou, Zhejiang

Website: <https://www.chisen.cn>

Email: [sales@chisen.cn](mailto:sales@chisen.cn)

[chisenbattery@gmail.com](mailto:chisenbattery@gmail.com)

Facebook: <https://www.facebook.com/chisenbattery>

LinkedIn: <https://linkedin.com/company/chisen>

VK: <https://vk.com/chisenbattery>

Note: All above information shall be changed without prior notice, CHISEN reserves the right to explain and update 2/2