

# GIGA-AURA

For High-End Residential / BIPV

## JMPV-XV6/54-425~440(R) MONO-CRYSTALLINE BIFACIAL HALF-CUT MODULE

Maximum Power	Maximum Efficiency	Power Tolerance
<b>440W</b>	<b>22.5%</b>	<b>0~+3%</b>

### CELL TYPE

N-Type/MBB/Monocrystalline/Half -Cell

### HIGH EFFICIENCY, HIGH GENERATION

Based on monocrystalline silicon wafer and TOPCon cell technology, the power generation efficiency has greatly improved with lower degradation and better temperature coefficient.

### EXCELLENT ANTI-PID PERFORMANCE

Cell manufacturing technology optimization and materials control will help reduce PID degradation rate to the minimum.

### LIGHT DOUBLE GLASS

Perfect size and low weight for handling and installation, effectively lower the fragmentation rate of modules and reduce the scratches on the back during the installation process.

### STRONG MECHANICAL LOAD CAPACITY

Withstand snow pressure up to 5400Pa on the front face and wind pressure up to 2400Pa on the rear face.

#### PRODUCT CERTIFICATES:

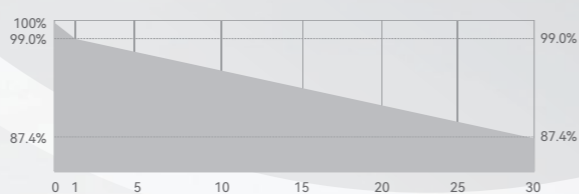
IEC61215/ IEC61730/ IEC62804-1/ IEC61701  
IEC62716/ IEC60068-2-68

\* The specific certificates applicable to different module types and markets will vary, and therefore not all of the certifications listed herein will simultaneously apply to the products you order or use. Please contact your local Solargiga Energy sales representative to confirm the specific certificates available for your Product and applicable in the regions in which the products will be used.



Founded in 2000, Solargiga Energy Holdings Limited ('Solargiga Energy', HKEX:00757.HK), is a renewable energy company which combines the business of the whole mono-crystalline industrial chain covering R&D manufacturing, photovoltaic application and global marketing. It's committed to provide PV products, technical support and integrated system solution for global customers.

12 YEARS Product Warranty | 30 YEARS Power Output Warranty



First Year Power Degradation: 1% , Subsequent Annual Power Degradation: 0.4%.  
\*Please refer to the product warranty for details.

#### MANAGEMENT SYSTEM CERTIFICATES:

ISO 9001: Quality Management System  
ISO 14001: Environmental Management System  
ISO 45001: Occupational Health and Safety Management System  
ISO 5001: Energy Management System  
ISO 14067: Product Carbon Footprint Limited Assurance  
ISO 14025: Product Environmental Declaration  
IEC 62941: Quality Management System for PV Module Manufacturing

**PKCC** ADDITIONAL PREMIUM INSURANCE SERVICES ARE AVAILABLE

## MBB MONO-CRYSTALLINE BIFACIAL HALF-CUT MODULE

MODEL NUMBER	JMPV-XV6/54-425~440(R)			
<b>ELECTRICAL PARAMETERS (STC)</b>				
Max Power(Pmax/W)	425	430	435	440
Max Power Voltage(Vmp/V)	32.01	32.21	32.40	32.57
Max Power Current(Imp/A)	13.28	13.35	13.43	13.51
Open Circuit Voltage(Voc/V)	38.95	39.18	39.41	39.65
Short Circuit Current(Isc/A)	13.90	13.97	14.05	14.12
Module Efficiency(%)	21.8	22.0	22.3	22.5

STC(Standard Test Condition): AM1.5, Irradiance 1000W/m<sup>2</sup>, Cell Temperature 25°C

<b>ELECTRICAL PARAMETERS (NMOT)</b>				
Max Power(Pmax/W)	317.39	320.91	324.95	328.50
Max Power Voltage(Vmp/V)	29.83	30.02	30.20	30.36
Max Power Current(Imp/A)	10.64	10.69	10.76	10.82
Open Circuit Voltage(Voc/V)	36.43	36.64	36.86	37.08
Short Circuit Current(Isc/A)	11.22	11.28	11.34	11.40

NMOT(Nominal Module Operating Temperature): Irradiance 800W/m<sup>2</sup>, Ambient Temperature 20°C, Wind Speed 1m/s

<b>ELECTRICAL PARAMETERS (BNPI)</b>				
Max Power(Pmax/W)	470	475	481	487
Max Power Voltage(Vmp/V)	32.14	32.31	32.52	32.73
Max Power Current(Imp/A)	14.62	14.70	14.79	14.88
Open Circuit Voltage(Voc/V)	39.09	39.32	39.55	39.90
Short Circuit Current(Isc/A)	15.38	15.46	15.54	15.64

BNPI(Bifacial Nameplate Irradiance): AM1.5, Irradiance: front 1000W/m<sup>2</sup>, rear 135W/m<sup>2</sup>, Cell Temperature 25°C

<b>TEMPERATURE CHARACTERISTICS</b>	
Cell Operating Temperature	45±2°C
Temperature Coefficient of Isc	0.047%/°C
Temperature Coefficient of Voc	-0.240%/°C
Temperature Coefficient of Pmax	-0.280%/°C

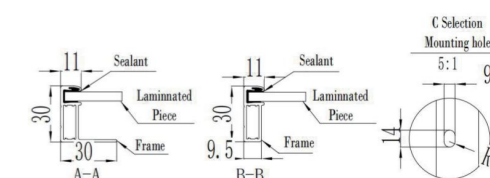
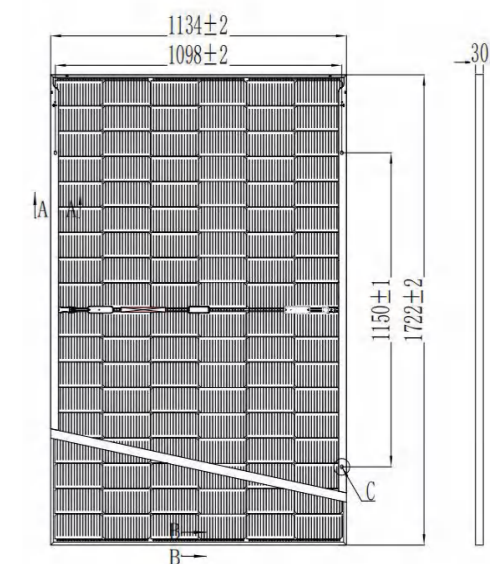
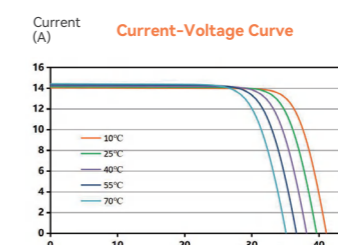
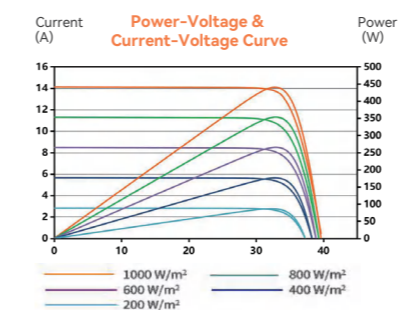
<b>MECHANICAL PARAMETERS</b>			
Cell Type	N Type/MBB/Half-Cell	Number of Cells	108 Pcs
Weight	21kg		
Front Glass	1.6mm Semi-tempered embossed coated glass		
Back Glass	1.6mm Semi-tempered glass (Black)		
Frame	Anodized Aluminum(Black)	Dimension	1722 ×1134 ×30mm
Junction Box	Protection Degree IP68; 3 diodes		
Cable	1×4.0 mm <sup>2</sup> ; +300mm, -200mm /or customized length		

<b>OPERATING CONDITIONS</b>			
Maximum System Voltage	1500V	Max Front Face Static Load (Snow etc)*	5400Pa
Operating Temperature	-40°C~+85°C	Max Rear Face Static Load (Wind etc)*	2400Pa
Maximum Series Fuse Rating	30A	Bifaciality coefficient	φVoc=(99±5)%, φIsc=(80±10)%, φPmax=(80±10)%

\*Installation should strictly obey the installation manual of Solargiga Energy

<b>PACKING INFORMATION</b>		
36pcs/pallet	936pcs/40'HQ	1224pcs/17.5m flatcar

\*Powertestuncertainty +/-3%



Sales HOT-line: (86)0416 508 1599  
E-mail: sales@jz.solargiga.com

Xihai Industry Park, Economic and Technical Development Zone, Jinzhou, Liaoning Province, China

Note: Electrical parameters are only used for comparison between different types of modules. Due to product innovation, Solargiga Energy reserves the right to adjust the information in this datasheet at any time without prior notice. The technical data in this datasheet may be slightly deviated. Customer shall obtain the latest version of the datasheet when signing contract and making it an integral part of the binding contract signed by both parties.



DS-TSEL-V1.0