

Hi-MO X10 Scientist

LR7-72HVH 640~670M

- Suitable for Distribution Market
- Highest efficiency with the best energy generation performance
- TaiRay wafer & BC technology enhances high product reliability
- Smart manufacturing & LONGi product lifecycle standards deliver exceptional product quality

15

15-year Warranty for
Materials and Processing

30

30-year Warranty for Extra
Linear Power Output

Complete System and Product Certifications

IEC 61215, IEC 61730

ISO9001:2015: ISO Quality Management System

ISO14001: 2015: ISO Environment Management System

ISO45001: 2018: Occupational Health and Safety

IEC62941: Guideline for module design qualification and type approval

LONGi



24.8%
MAX MODULE
EFFICIENCY


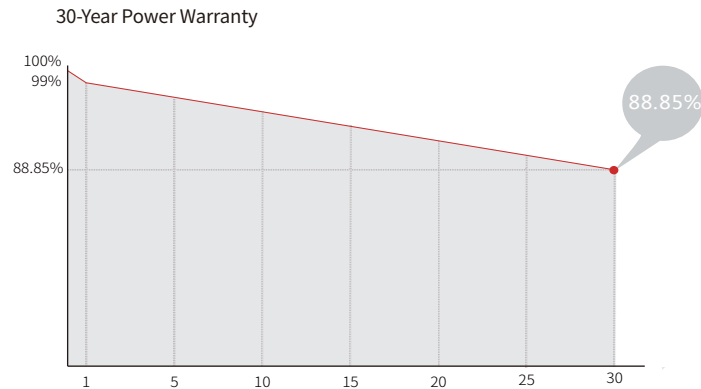
0~3%
POWER
TOLERANCE

<1%
FIRST YEAR
POWER DEGRADATION

0.35%
YEAR 2-30
POWER DEGRADATION

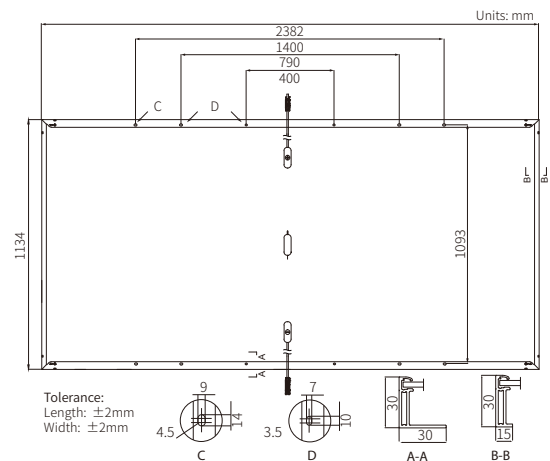
BC-CELL
LOWER OPERATING
TEMPERATURE

Additional Value



Mechanical Parameters

Cell Orientation	144 (6×24)
Junction Box	IP68, three diodes
Output Cable	4mm ² , +400, -200mm/±1400mm length can be customized
Glass	Single glass, 3.2mm coated tempered glass
Frame	Anodized aluminum alloy frame
Weight	28.5kg
Dimension	2382×1134×30mm
Packaging	36pcs per pallet / 144pcs per 20' GP / 720pcs per 40' HC



Electrical Characteristics

STC : AM1.5 1000W/m² 25°C

NOCT : AM1.5 800W/m² 20°C 1m/s

Test uncertainty for Pmax: ±3%

Module Type	LR7-72HVH-640M		LR7-72HVH-645M		LR7-72HVH-650M		LR7-72HVH-655M		LR7-72HVH-660M		LR7-72HVH-665M		LR7-72HVH-670M	
	STC	NOCT	STC	NOCT	STC	NOCT	STC	NOCT	STC	NOCT	STC	NOCT	STC	NOCT
Testing Condition	STC	NOCT	STC	NOCT	STC	NOCT	STC	NOCT	STC	NOCT	STC	NOCT	STC	NOCT
Maximum Power (Pmax/W)	640	487	645	491	650	495	655	499	660	502	665	506	670	510
Open Circuit Voltage (Voc/V)	53.70	51.04	53.80	51.13	53.90	51.23	54.00	51.32	54.10	51.42	54.20	51.51	54.30	51.61
Short Circuit Current (Isc/A)	15.13	12.15	15.21	12.22	15.29	12.28	15.37	12.34	15.45	12.41	15.52	12.47	15.60	12.53
Voltage at Maximum Power (Vmp/V)	44.36	42.15	44.46	42.25	44.56	42.35	44.66	42.44	44.76	42.54	44.86	42.63	44.96	42.73
Current at Maximum Power (Imp/A)	14.43	11.56	14.51	11.63	14.59	11.69	14.67	11.76	14.75	11.82	14.83	11.88	14.91	11.94
Module Efficiency(%)	23.7		23.9		24.1		24.2		24.4		24.6		24.8	

Operating Parameters

Operational Temperature	-40°C ~ +85°C
Power Output Tolerance	0 ~ 3%
Maximum System Voltage	DC1500V (IEC)
Maximum Series Fuse Rating	25A
Nominal Operating Cell Temperature	45±2°C
Protection Class	Class II
Fire Rating	IEC Class C

Mechanical Loading

Front Side Maximum Static Loading	5400Pa
Rear Side Maximum Static Loading	2400Pa
Hailstone Test	25mm Hailstone at the speed of 23m/s

Temperature Ratings (STC)

Temperature Coefficient of Isc	+0.050%/°C
Temperature Coefficient of Voc	-0.200%/°C
Temperature Coefficient of Pmax	-0.260%/°C