

Hi-MO **X10** Scientist

LR8-66HVD 640~670M

- **Advanced:** N-TaiRay + HPBC 2.0 + 0BB
- **Value-Added:** Higher power, A+ Anti-Shading
- **Aesthetic:** No Frontal Gridlines, Scenario Integration
- **Safe:** Prevent Localized Overheating, Less Micro-Crack

15

15-year Warranty for
Materials and Processing

30

30-year Warranty for Extra
Linear Power Output

Complete System and Product Certifications

IEC 61215, IEC 61730

ISO9001:2015: ISO Quality Management System

ISO14001: 2015: ISO Environment Management System

ISO45001: 2018: Occupational Health and Safety

IEC62941: Guideline for module design qualification and type approval

24.80%
MAX MODULE
EFFICIENCY

0~3%
POWER
TOLERANCE

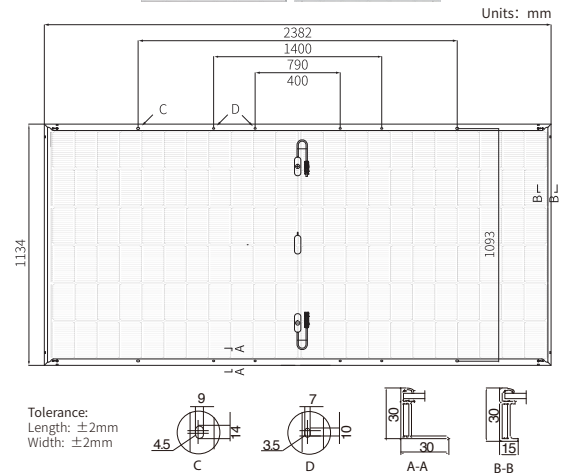

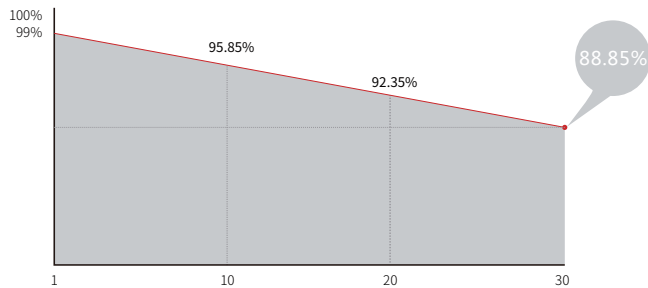
1%
FIRST YEAR
POWER DEGRADATION

0.35%
YEAR 2-30
POWER DEGRADATION

BC-CELL
LOWER OPERATING
TEMPERATURE

Additional Value

30-Year Power Warranty



Mechanical Parameters

Cell Orientation	132 (6×22)
Junction Box	IP68, three diodes
Output Cable	4mm ² , +400, -200mm/±1400mm length can be customized
Glass	Dual glass, 2.0+2.0mm semi-tempered glass
Frame	Anodized aluminum alloy frame
Weight	32.5kg
Dimension	2382×1134×30mm
Packaging	36pcs per pallet / 144pcs per 20' GP / 720pcs per 40' HC

Electrical Characteristics STC : AM1.5 1000W/m² 25°C Test uncertainty for Pmax: ±3%

Module Type	LR8-66HVD-640M	LR8-66HVD-645M	LR8-66HVD-650M	LR8-66HVD-655M	LR8-66HVD-660M	LR8-66HVD-665M	LR8-66HVD-670M
Testing Condition	STC	STC	STC	STC	STC	STC	STC
Maximum Power (Pmax/W)	640	645	650	655	660	665	670
Open Circuit Voltage (Voc/V)	49.52	49.62	49.72	49.82	49.92	50.02	50.12
Short Circuit Current (Isc/A)	16.38	16.46	16.54	16.62	16.70	16.78	16.86
Voltage at Maximum Power (Vmp/V)	40.78	40.88	40.98	41.08	41.18	41.28	41.38
Current at Maximum Power (Imp/A)	15.69	15.78	15.86	15.94	16.03	16.11	16.19
Module Efficiency(%)	23.69	23.88	24.06	24.25	24.43	24.62	24.80

Electrical characteristics with different rear side power gain (Taking 645W as the baseline)

Pmax /W	Voc/V	Isc /A	Vmp/V	Imp /A	Pmax gain
677	49.62	17.28	40.88	16.57	5%
710	49.62	18.11	40.88	17.36	10%
744	49.72	18.93	40.98	18.15	15%
776	49.72	19.75	40.98	18.94	20%
808	49.72	20.58	40.98	19.73	25%

Operating Parameters

Operational Temperature	-40°C ~ +85°C
Power Output Tolerance	0 ~ 3%
Maximum System Voltage	DC1500V (IEC)
Maximum Series Fuse Rating	35A
Nominal Operating Cell Temperature	45±2°C
Protection Class	Class II
Bifaciality	75±5%
Fire Rating	IEC Class C

Mechanical Loading

Front Side Maximum Static Loading	5400Pa
Rear Side Maximum Static Loading	2400Pa
Hailstone Test	25mm Hailstone at the speed of 23m/s

Temperature Ratings (STC)

Temperature Coefficient of Isc	+0.050%/°C
Temperature Coefficient of Voc	-0.200%/°C
Temperature Coefficient of Pmax	-0.260%/°C