



European Experts  
in Residential Modules

## Terracotta TOPCon N-type

# > 360 - 375 W

+20.0%

### Module efficiency

Module efficiency up to 19.2 %



### Colour RAL 8001

Perfect integration on demanding BIPV projects



### PID resistance

Certified according to IEC TS 62804 standards



### Increased resistance

Certified resistance against salt mist and ammonia




### Hail resistance

RG3/HW3 certified



### Easy to handle

Comfortable installation thanks to an optimized area size



European Quality



CE

UK  
CA



# 20 Years

Product Warranty

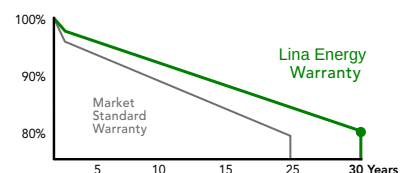
+5 years for Premium Partners

# 30 Years

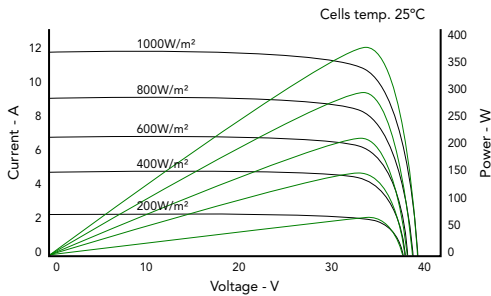
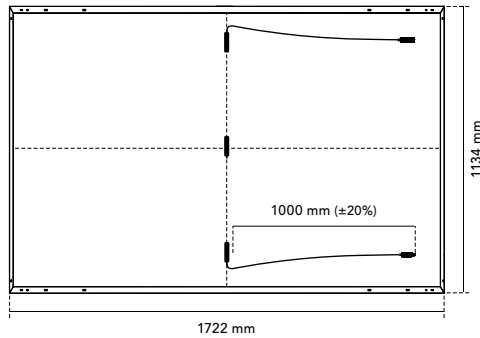
Performance Warranty

Linear Warranty

80% performance at 30 years



# LE MEPV — TERRACOTTA 360-375W



Mechanical Specification	
Solar cells	N-Type monocrystalline silicon cells
Front Glass	3.2 mm thick tempered glass with high strength and ARC
Frame	Terracotta anodized aluminium
Junction Box	IP68, 3 by-pass diodes
Connector	Original MC4-Evo 2
Cable	1000 mm (±20%) length and 4 mm <sup>2</sup> section
Dimension	1722 x 1134 x 30 mm (±1%)
Area	1.95 m <sup>2</sup>
Weight	20.5 kg
Packaging	936 pcs/truck

Temperature Coefficients	
Temperature coefficient of Isc (α)	0.05 %/°C
Temperature coefficient of Voc (β)	-0.28 %/°C
Temperature coefficient of Pmax (γ)	-0.29 %/°C
Temperature range	-40 °C ~ +85 °C
Nominal operating cell temperature (NOCT)	45 ± 2 °C

	MEPV 360	MEPV 365	MEPV 370	MEPV 375
<b>Electrical Characteristics</b>				
<b>STC</b>				
Nominal power. Pmax	360 Wp	365 Wp	370 Wp	375 Wp
Short-circuit current (Isc)	11.61 A	11.69 A	11.78 A	11.87 A
Open-circuit voltage (Voc)	38.71 V	39.22 V	39.48 V	39.75 V
Maximum power current (Imp)	10.71 A	10.83 A	10.94 A	11.07 A
Maximum power voltage (Vmp)	33.63 V	33.69 V	33.83 V	33.98 V
Module efficiency	18.4 %	18.7 %	18.9 %	19.2 %
<b>Electrical Characteristics</b>				
<b>NOCT</b>				
Nominal power. Pmax	274 Wp	277 Wp	281 Wp	285 Wp
Short-circuit current (Isc)	9.17 A	9.19 A	9.26 A	9.33 A
Open-circuit voltage (Voc)	36.56 V	36.87 V	37.08 V	37.30 V
Maximum power current (Imp)	8.69 A	8.75 A	8.81 A	8.89 A
Maximum power voltage (Vmp)	31.49 V	31.69 V	31.88 V	32.08 V

\* STC: 1000 W/m<sup>2</sup>, module temperature 25°C, AM 1.5

\* NOCT: 800 W/m<sup>2</sup>, ambient temperature 20°C, AM 1.5

Operating parameters	
Maximum voltage	1500 V
Maximum series fuse rating. Ir	25 A
Power output tolerance	0 - +3 %
Voc and Isc tolerance	± 3 %
Fire rating	BROOF (t4) (EN 13501-5)
	Class A or C (UL 790)
Protection class	Class II (IEC 61140)
Mechanical loads	Front load 5400 Pa, Back load 2400 Pa

Corporate and product certificates
ECOVADIS rating - Platinum Medal (TOP 1%)
Solar Industry Forced Labor Prevention Pledge by SEIA
ISO9001:2015 - Quality Management Systems
ISO14001:2015 - Environmental Management System
WEEE compliance in Germany
PV CYCLE Italy
IEC 61215 - Terrestrial photovoltaic (PV) modules - Design qualification and type approval
IEC 61730 - Photovoltaic (PV) module safety qualification
IEC 61701 - Photovoltaic (PV) modules - Salt mist corrosion testing
IEC 62716 - Photovoltaic (PV) modules - Ammonia corrosion testing
IEC TS 62804 - Photovoltaic (PV) modules - Test methods for the detection of potential-induced degradation
Hail resistance HW3/RG3
Certificate of Factory Production Control (UK) - MCS
Fire reaction class: 1 - LAPI
Swissolar Quality Certificate



NOTE: All information contained in this data sheet is provided for general information purposes only. Product specifications may be subject to technical modifications. Reception installation and use shall comply with the applicable Installation Manual, General Conditions of Sale and Warranty Terms and Conditions.



www.lina-energy.com  
 info@lina-energy.com  
 +359 893916630  
 Izgrev 8000, Burgas  
 Bulgaria

Crafting a brighter future

Since 2016, our primary focus has been on providing high-quality, durable photovoltaic modules that enable us and future generations to sustainably generate clean energy for the preservation of our planet.