



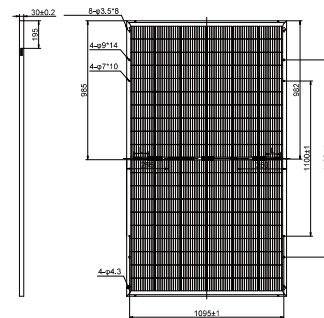

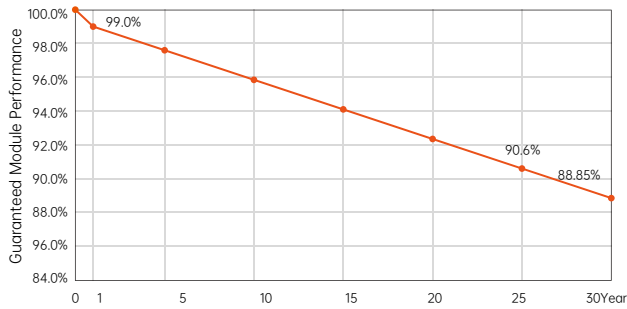
520W
Output

23.5%
Efficiency

≤1%
First-year Degradation

≤0.35%
Annual Degradation from Year 2-30

30-year Linear Performance Warranty



Tolerance
L: ±2mm
W: ±2mm
Unit: mm

Electrical Characteristics (STC: AM1.5 1000W/m² 25°C NOCT: AM1.5 800W/m² 20°C 1m/s) Power Tolerance: 0~ + 3%

Module Type	AIKO-A500-MAH60Db		AIKO-A505-MAH60Db		AIKO-A510-MAH60Db		AIKO-A515-MAH60Db		AIKO-A520-MAH60Db	
	STC	NOCT	STC	NOCT	STC	NOCT	STC	NOCT	STC	NOCT
Test Conditions	STC	NOCT	STC	NOCT	STC	NOCT	STC	NOCT	STC	NOCT
P _{max} [W]	500	379	505	383	510	386	515	390	520	394
V _{oc} [V]	45.02	42.71	45.12	42.80	45.22	42.90	45.32	42.99	45.42	43.09
V _{mp} [V]	37.90	35.96	38.00	36.05	38.10	36.15	38.20	36.24	38.30	36.34
I _{sc} [A]	14.05	11.35	14.11	11.40	14.17	11.45	14.23	11.49	14.29	11.54
I _{mp} [A]	13.21	10.55	13.30	10.63	13.39	10.70	13.49	10.78	13.58	10.86
Module Efficiency	22.6%		22.8%		23.0%		23.2%		23.5%	

Product Specification

Cell Type	N-Type ABC
Glass	Dual glass, 2.0 + 2.0mm coated semi tempered glass
Frame	Black Anodized aluminum
Cable	4mm ² (IEC) 12AWG(UL) ±1200mm
No. of Cells	120(6*20)
Junction Box	IP68, 3 bypass diodes
Connector	MC4-Evo2
Weight	27.2Kg±3%
Dimension	1954*1134*30mm
Package Detail	37pcs per pallet / 185pcs per 20'GP / 888pcs per 40'HC

Temperature Ratings (STC)

Temperature Coefficient of I _{sc}	+ 0.05%/ °C
Temperature Coefficient of V _{oc}	- 0.22%/ °C
Temperature Coefficient of P _{max}	- 0.26%/ °C

Installation Guide

Operation Temperature	-40°C - +85°C
Maximum Series Fuse Rating	25A
Protection Class	ClassII
V _{oc} and I _{sc} Tolerance	±3%
Maximum System Voltage	DC1500V
Maximum Static Loading	Front 5400Pa Back 2400Pa
Hail Test	25 mm diameter hail at 23 m/s
Fire Rating	IEC Class A