




Tile-on Roof Mounting System

Product Features

- ❖ Widely used for various tiles (S-Type tile, Scales tile, slating, etc.) and for both crystalline and thin film modules.
- ❖ Special connection design makes installation more easy and quick.
- ❖ All components are made with anodized aluminum & stainless steel ensure high durability.



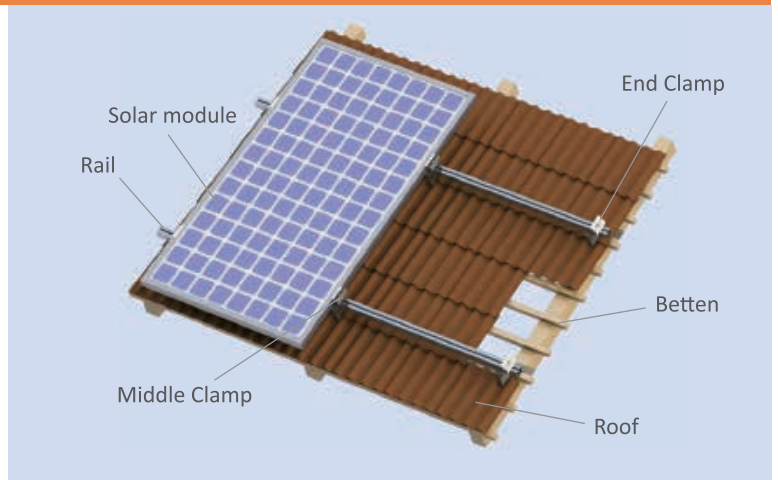
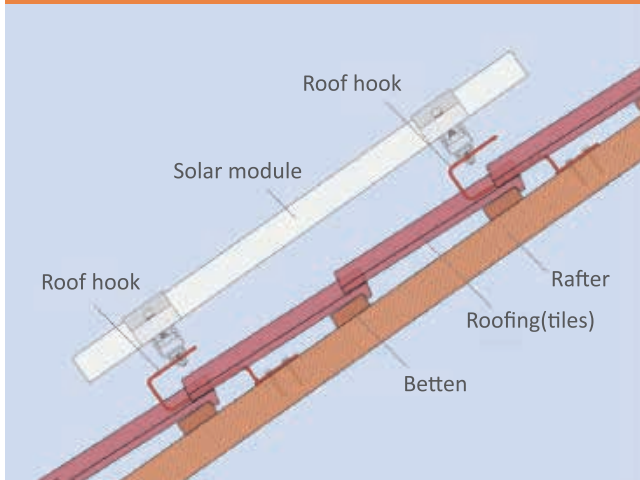
Installation site	Tile roof
Slop of roof	< 30°
Windproof	60m/s
Module arrangement	Portrait or landscape
Module specification	Frame/ frameless, crystalline/ thin film
Module size	On requirement
Material	Anodized aluminum
Small pieces	Anodized aluminum/Stainless steel
Windproof	60m/s
Snow load	1.4KN/m2
International standard	ISO9001、CE

Installation

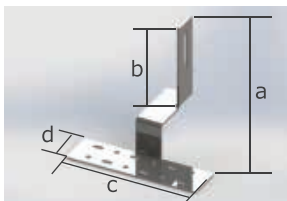


- ① Choose suitable roof hook according to the type of tile, fix the roof hook on to the wooden beam with screw.
- ② Fix the aluminum rail to the roof hook with T-head bolt and flange nut.
- ③ Fix the aluminum rail to the roof hook with T-head bolt and flange nut.

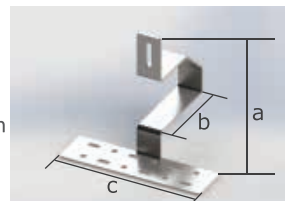
Components




Components




Product:
Ceramic tile roof hook 01
Specification:
a=166mm;b=115mm;c=180mm;d=50mm
Material:
SUS304



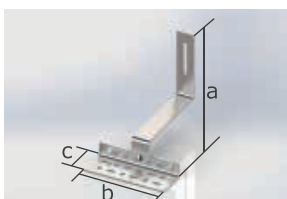
Product:
Ceramic tile roof hook 02
Specification:
a=130~160mm(adjustable)
b=115mm;c=180mm;d=50mm
Material: SUS304



Product:
Ceramic roof hook 03
specification:
a=120mm; b=106.5mm; c=80mm;
d=75mm; e=50mm
Material: SUS304



Product:
Asphalt shingle roof hook 01
Specification:
a=120mm; b=195mm; c=80mm
Material:
SUS304



Product:
Asphalt shingle roof hook 02
Specification:
a=156~168mm(adjustable);
b=140mm; c=54mm
Material: SUS304



End Clamp



Middle Clamp