

Ruby Series 32 MONO



TECHNICAL DATA

Electrical Data: All Data refer to STC (1000W/m, AM1.5G, 25°C)

Type	INA 150MP	INA 155MP
Power max in watt (Nominal)	150	155
Voltage at Maximum Power (Vmp)	17.28	17.38
Current at Maximum Power (Imp)	8.69	8.92
Open Circuit Voltage Voc (V)	19.84	19.94
Short Circuit Current Isc (A)	9.29	9.52
Module Efficiency (%)	16.91%	17.45
Max Rated Current Series (Fuse Rating)	15A	
No's of Solar Cell Per Module	32(8X4 Matrix)	
Length x Width x Height (in mm)	1335X665X35	

STC: 1000W/m² irradiance, 25°C cell temperature, AM1.5 G spectrum according to EN60904-3
Average relative efficiency reduction of <5% at 200W/m² according to EN 60904-1

Electrical Parameter sat NOCT

Peak Power Pmax (Wp)	120	123.00
Maximum Power Voltage V@ Pmax (V)	15.95	16.05
Maximum Power Current I@ Pmax (A)	7.53	7.84
Open Circuit Voltage Voc (V)	20.02	20.12
Short Circuit Current Isc (A)	7.95	8.05

NOCT irradiance 800W/m², ambient temperature 20°C, wind speed 1m/sec

Temperature Coefficients (Tc) permissible operating conditions

Tc of Open Circuit Voltage (β)	-0.28%/°c±0.02
Tc of Short Circuit Current (α)	0.048%/°c±0.01
Tc of Power (γ)	-0.38%/°c±0.02
NOCT	45±2°C
Temperature Range	-40°cto+85°
Maximum System Voltage	1000VDC
Max Reverse Current	15.0A

MECHANICAL DATA

Junction Box	IP65 rated with Bypass diodes
Application Class	Class A (Safety class II)
Substrate (Glass)	High Transmission low iron tempered glass
Solarcells & Orientation	Mono Perc Solar Cells (8X4 matrix)
Cells Encapsulant	EVA (Ethylene Vinyl Acetate) -FC/UFC
Back Sheet	Composite film-White
Frame	Silver Anodized aluminum frame with twin wall profile.
Mechanical Load Test	Sustain Heavy wind & snow loads (2400 Pa & 5400 Pa or 540Kg/m ² Maximum diameter of 24 mm with Hail impact of 83Km/h

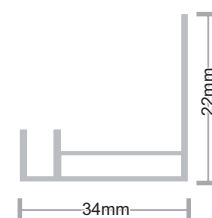
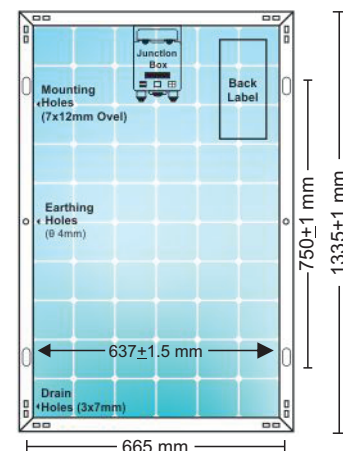


WARRANTY AND CERTIFICATIONS

Performance Warranty**	Linear Power Warranty for 25 years, 90% for 10 year sand 80% for 25 years
Approval sand certificates	Products: IEC 61215 : 2005-Ed2, IEC61730-Ed.1 & Ed.2, IEC61701, IEC62804, MNRE, UL, CE, IS:14286

⚠ CAUTION: READ SAFETY AND DETAIL INSTALLATION MANUAL BEFORE USING THE PRODUCT (Refer Our Website).

**Refer to Insolation energy warranty documents for terms and conditions.

**Specifications included in this data sheet are subject to change without notice, Electrical data without guarantee. Please confirm your requirement with the company representative while placing your order.



IV CURVE

