


Half-Cell High Efficiency PV Module

158.75^{mm}

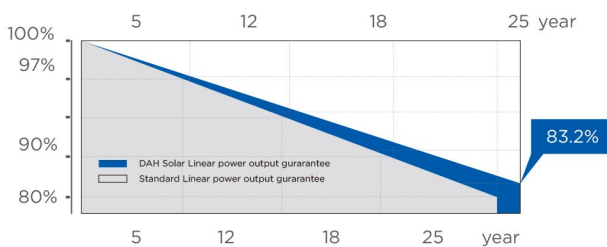
HCM60

325W-340W



QUALITY GUARANTEE

LINEAR POWER OUTPUT GUARANTEE









10 years 10-year material & technology warranty

25 years 25-year linear power output warranty

0~+5W
Positive Tolerance

20.13%
Max Module Eff.(%)

PRODUCT PERFORMANCE ADVANTAGE

-  Excellent space utilization performance, increasing power density effectively and reducing costs
-  Reducing the temperature of the solar module hot spot above 20°C, to ensure system stability and reliability
-  Larger size of light receiving area, higher solar panel power, lower system cost
-  Lower temperature coefficient, zero depth reflection increasing
-  More busbars, the less of broken and cracking, as the narrowed cell bus bar width, the light receiving area and power are increased too
-  Reducing the loss of current mismatch and resistance



Reliable Quality | Green Our Planet

Office : 24#, Qiyun Road , Hefei, Anhui, China

Mob : +86 181 3007 0283

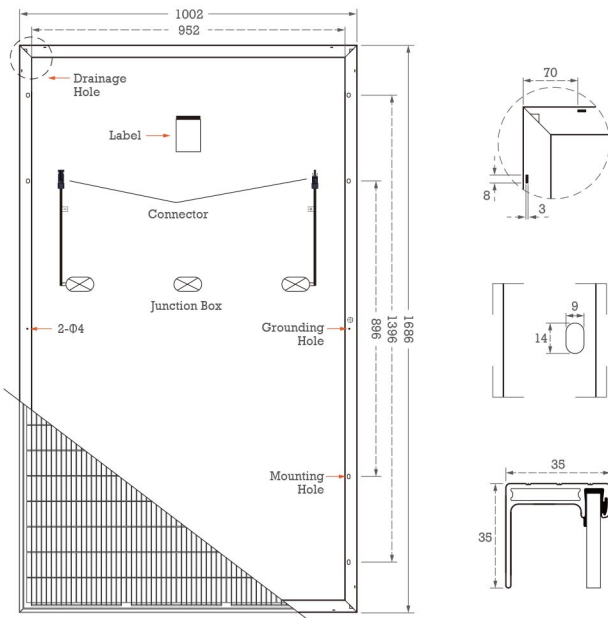
Mail : info@prosolarpv.com

Website : www.prosolarpv.com

Half-Cell High Efficiency PV Module

HCM60 325W-340W

Design



Mechanical Specification

Cells Type	Mono 158.75×79.375mm
Weight	19kg
Dimension (L×W×T)	1686×1002×35mm
Cable	4.0mm ² ; Portrait: N 400mm /P 300mm, Landscape: N 1200mm /P 1200mm
No.of Cells	120 (6×20)
Glass	3.2 mm High Transmission, Antireflection Coating
Junction box	IP68, 3 Bypass Diodes
Connector	QC4 or MC4 Compatible
Packing	30pcs/pallet, 360pcs/20GP, 845pcs/40HQ

Operating Parameters

Maximum system voltage	1000V/1500V DC
Operating Temperature	-40 ~ +85℃
Maximum series fuse rating	20A
Snow load, frontside	5400Pa
Wind load, backside	2400Pa
Nominal operating cell temperature	45℃±2℃
Application level	Class A

Electrical Characteristics(STC)

Module Type	HCM60-325W	HCM60-330W	HCM60-335W	HCM60-340W
Maximum Power (Pmax)	325W	330W	335W	340W
Open-circuit Voltage (Voc)	41.2V	41.4V	41.6V	41.8V
Maximum Power Voltage (Vmp)	33.9V	34.2V	34.5V	34.7V
Short-circuit Current (Isc)	10.08A	10.14A	10.25A	10.32A
Maximum Power Current (Imp)	9.59A	9.65A	9.71A	9.80A
Module Efficiency (%)	19.24%	19.53%	19.83%	20.13%
Power Tolerance	0-+5W			
Temperature Coefficient of Isc	0.05%/℃			
Temperature Coefficient of Voc	-0.29%/℃			
Temperature Coefficient of Pmax	-0.37%/℃			
Standard Test Environment	Irradiance 1000w/m ² , Cell temperature 25℃, Spectrum AM1.5			

Electrical Characteristics(NOCT)

Module Type	HCM60-325W	HCM60-330W	HCM60-335W	HCM60-340W
Maximum Power(Pmax)	245W	249W	253W	257W
Open-circuit Voltage(Voc)	39.4V	39.7V	40.1V	40.7V
Maximum Power Voltage(Vmp)	32.1V	32.4V	32.7V	33.0V
Short-circuit Current(Isc)	8.11A	8.18A	8.22A	8.28A
Maximum Power Current(Imp)	7.63A	7.69A	7.74A	7.79A
Standard Test Environment	Irradiance 800w/m ² , Cell temperature 20℃, Spectrum AM1.5, Wind speed 1m/s			