

Monocrystal PV Module

SS8-72HS 525-550M Series

Introduction

Assembled with multi-busbar PERC cells, the half-self configuration of the modules offers the advantages of higher power output, better temperature-dependent performance, reduced shading effect on the energy generation, lower risk of hot spot, as well as enhanced tolerance for mechanical loading.



Higher output power



Lower temperature coefficient

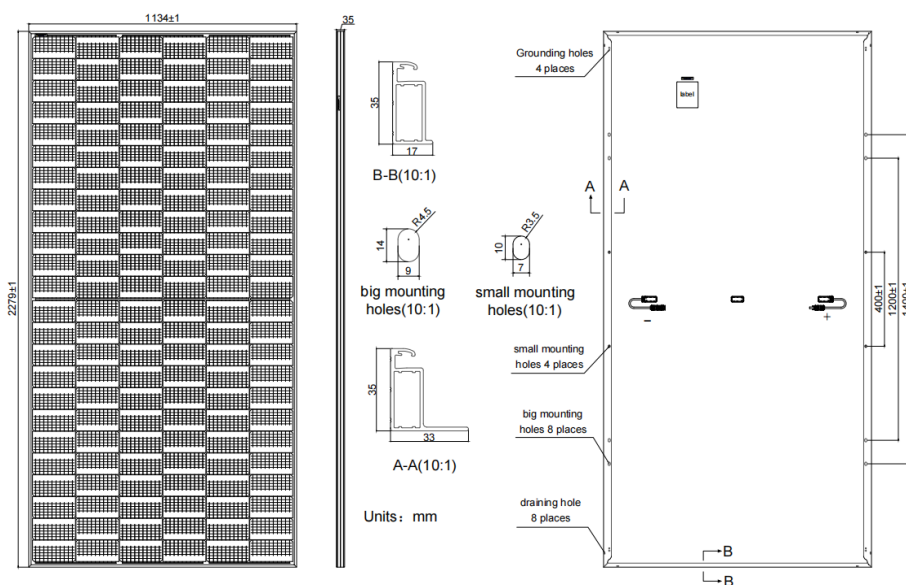


Less shading and lower resistive loss



More reliable, more stable power generation

ENGINEERING DESIGN



SPECIFICATIONS

Cell	Mono PERC
Weight	28.6kg±3%
Dimensions	2279X1134X35mm
Cable Diameter	4mm ² (IEC),12AWG(UL)
No. of cells	144(6x24)
Junction Box	IP68, 3 diodes
Packaging	31pcs/Pallet, 620pcs/40ft container

ELECTRICAL PARAMETERS AT STC

Module Type	SS8-72HS -525M	SS8-72HS -530M	SS8-72HS -535M	SS8-72HS -540M	SS8-72HS -545M	SS8-72HS -550M
Rated Maximum Power(Pmax) [W]	525	530	535	540	545	550
Open Circuit Voltage(Voc)[V]	49.14	49.31	49.44	49.61	49.76	49.91
Maximum Power Voltage(Vmp) [V]	41.16	41.32	41.46	41.65	41.81	41.97
Short Circuit Current(Isc)[A]	13.64	13.73	13.78	13.85	13.92	14.02
Maximum Power Current(Imp) [A]	12.75	12.83	12.90	12.97	13.04	13.10
Module Efficiency[%]	20.3%	20.5%	20.7%	20.9%	21.1%	21.3%
Power Tolerance	0~+5W					
Temperature Coefficient of Isc(a_Isc)	+0.044%/°C					
Temperature Coefficient of Voc (β-Voc)	-0.272%/°C					
Temperature Coefficient of Pmax (Y_Pmp)	-0.350%/°C					

STC

Irradiance 1000W/m², cell temperature 25°C, AM1.5G

Remark: Electrical data in this catalog do refer to a single module and they are not part of the offer. They only serve for comparison among different module types.

ELECTRICAL PARAMETERS AT NOCT

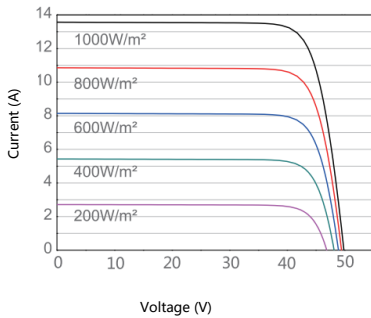
Module Type	SS8-72HS -525M	SS8-72HS -530M	SS8-72HS -535M	SS8-72HS -540M	SS8-72HS -545M	SS8-72HS -550M
Rated Max Power (Pmax) [W]	397	401	405	408	412	416
Open Circuit Voltage (Voc)[V]	46.05	46.18	46.31	46.43	46.55	46.68
Max Power Voltage (Vmp) [V]	38.36	38.57	38.78	39.00	39.20	39.43
Short Circuit Current (Isc)[A]	10.97	11.01	11.05	11.10	11.13	11.18
Max Power Current (Imp) [A]	10.35	10.39	10.43	10.47	10.51	10.55
NOCT	Irradiance 800W/m ² , ambient temperature 20°C, AM1.5G, wind speed 1m/s					

OPERATING CONDITIONS

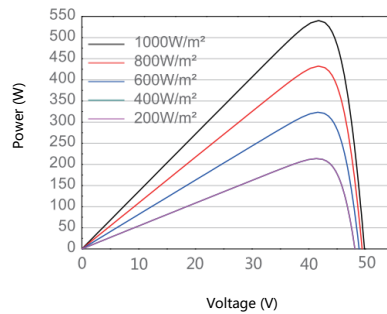
Max System Voltage	1000V/1500V DC
Operating	-40°C~+85°C
Max Series Fuse Rating	25A
Max Static Load, Front	5400Pa (112lb/ft ²)
Max Static Load, Back	2400Pa (50lb/ft ²)
NOCT	45±2°C
Protection Class	Class II
Fire Rating	Class A

CHARACTERISTICS

Current-Voltage Curve SS8-72HS -540M



Power-Voltage Curve SS8-72HS -540M



Current-Voltage Curve SS8-72HS -540M

