



9BB



Fully black appearance
Excellent Aesthetic
effect on roof




100% TEST

Double EL tests
ensures high
quality standard



Reduced hot spot risk
with optimized
electrical design and
lower operating current



Monocrystalline PERC
Half cut cells



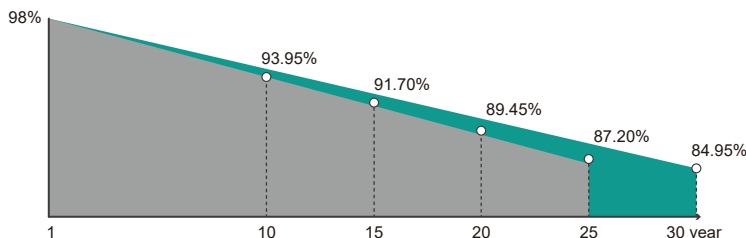
Positive Power tolerance
0~+5W extra output power



Anti-PID
Low LID Performance

365~390W

166mm 120Cells Full Black Solar Module



Quality Guarantee

12-Year
material & technology warranty
30-Year
linear power output warranty

- SUNWE solar linear power output guarantee
- Standard linear power output guarantee

Electrical Characteristics (STC/NOCT)

Module Type	SW365-FB		SW370-FB		SW375-FB		SW380-FB		SW385-FB		SW390-FB	
	STC	NOCT	STC	NOCT	STC	NOCT	STC	NOCT	STC	NOCT	STC	NOCT
Maximum Power- Pmax(W)	365W	268W	370W	271W	375W	274W	380W	286.3W	385W	290.9W	390W	295W
Open Circuit Voltage - Voc(V)	40.99V	37.55V	41.18V	37.66V	41.37V	37.76V	41.3V	38.9V	41.5V	39.0V	41.7V	39.1V
Short- Circuit Current - Isc(A)	11.26A	9.07A	11.34A	9.13A	11.42A	9.19A	11.64A	9.39A	11.72A	9.46A	11.75A	9.55A
Voltage at Pmax -Vmp(V)	33.92V	31.09V	34.13V	31.22V	34.34V	31.35V	34.7V	32.2V	34.9V	32.4V	35.2V	32.6V
Current at Pmax - Imp(A)	10.76A	8.62A	10.84A	8.68A	10.92A	8.74A	10.96A	8.92A	11.04	8.99A	11.05A	9.05A
Module Efficiency (%)	20.01		20.28		20.55		20.8		21.1		21.3	
Power Tolerance(W)	(0, +5W)											
Maximum System Voltage(V)	1500VDC (IEC)											
Maximum Series Fuse Rating (A)	20A											

STC : Irradiance 1000W/m², Cell Temperature 25 C , Air Mass 1.5

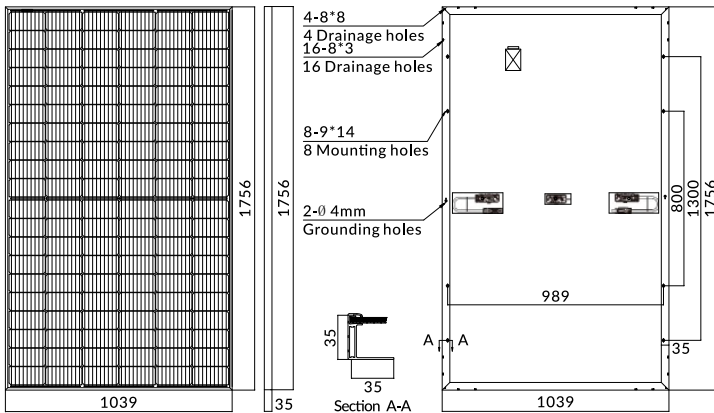
NOCT : Irradiance 800W/m², Ambient Temperature 20 C , Air Mass 1.5, Wind Speed 1m/s

Mechanical Specifications

External Dimensions	1756x1039x35mm
Weight	20.0kg
Solar Cells	Mono crystalline 166mm (2x60pcs)
Front Glass	AR Coated 3.2 mm tempered glass
Frame	Anodized aluminum alloy
Junction Box	IP68 with 3 by pass diodes
Output Cables	4.0mm ² , 30cm (+), 30cm (-), length can be customized
Connector	MC4 Compatible
Mechanical Load	Front Side Max. 5400Pa, Rear Side Max. 2400Pa

Temperature Characteristics

Pmax Temperature Coefficient	-0.36%/ C
Voc Temperature Coefficient	-0.28%/ C
Isc Temperature Coefficient	+0.05%/ C
Operating Temperature	-40 ~ +85 C
Nominal Operating Cell Temperature(NOCT)	45±2 C



Packing Configuration

Container	20'GP	40'HQ
Pieces per Pallet	31	31
Pallets per Container	6	26
Pieces per Container	186	806

Current-Voltage & Power-Voltage Curves (SW390-FB)

